

















## 2

**ELEMENTI DI GUIDAGGIO  
ELEMENTOS DE GUÍA  
NORMALIZADOS GUIADO**















		Index			
Contents	Page	Contents	Page	Contents	Page
 <p><b>G200-01</b> Colonna Colonne de guidage Columna de guía con valona DIN 9825 - ISO 9182-2</p>	2.8	 <p><b>G202-05</b> Colonna Colonne de guidage Columna de guía con ranura para circlip AFNOR</p>	2.15		
 <p><b>G200-02</b> Colonna Colonne de guidage Columna de guía con valona DIN 9825 - ISO 9182-2</p>	2.9	 <p><b>G211-01</b> Boccola autolubrificante Bague de guidage auto-lubrifiante Casquillo de guía con valona bronce con lubricante sólido NAAMS</p>	2.16		
 <p><b>G201-01</b> Colonna Colonne de guidage Columna de guía con valona NAAMS</p>	2.10	 <p><b>G211-02</b> Boccola autolubrificante Bague de guidage auto-lubrifiante Casquillo de guía con valona bronce con lubricante sólido</p>	2.17		
 <p><b>G201-02</b> Colonna con collare Colonne de guidage avec épaulement, type économique Columna de guía con valona eco-line</p>	2.11	 <p><b>G211-06</b> Boccola autolubrificante Bague de guidage auto-lubrifiante Casquillo de guía con valona bronce con lubricante sólido AFNOR</p>	2.18		
 <p><b>G202-01</b> Colonna Colonne de guidage Columna de guía para utiles grandes NAAMS</p>	2.12	 <p><b>G212-01</b> Boccola autolubrificante Bague de guidage auto-lubrifiante Casquillo de guía con valona bronce con lubricante sólido</p>	2.19		
 <p><b>G202-02</b> Colonna Colonne de guidage Columna de guía para utiles grandes DIN 9833</p>	2.13	 <p><b>G213-03</b> Boccola di guida con collare Bague de guidage tête acier avec Casquillo de guía con valona</p>	2.20		
 <p><b>G202-03</b> Colonna Colonne de guidage Columna de guía para utiles grandes DIN 9833</p>	2.14	 <p><b>G213-04</b> Boccola di guida con collare Bague de guidage tête acier avec Casquillo de guía con valona</p>	2.21		


## Index

Contents	Page	Contents	Page
 <p><b>G215-01</b> Boccola di guida con collare e con supporto per gabbia Bague de guidage tête acier pour cage à billes Casquillo de guía con valona, para guía de la bola</p>	2.22	 <p><b>A101-04</b> Ritegno per boccola autolubrificante Bride de fixation pour douille Brida de sujeción DIN 9832</p>	2.28
 <p><b>G215-02</b> Boccola di guida con collare e con supporto per gabbia Bague de guidage tête acier pour cage à billes Casquillo de guía con valona, para guía de la bola</p>	2.23	 <p><b>A101-05</b> Staffa di serraggio con vite Bride de fixation pour douille Brida de sujeción con tornillo NAAMS - FCA</p>	2.28
 <p><b>G216-01</b> Gabbia a sfere con scanalatura per anello di arresto, ottone Cage à billes avec rainure pour circlip Jaula de bolas con ranura para circlip, latón</p>	2.24	 <p><b>A101-06</b> Ritegno boccola stampato Bride de fixation Brida de sujeción VW/AUDI</p>	2.29
 <p><b>G217-01</b> Boccola con riporto in bronzo Bague de guidage à tête d'acier, revêtement bronze Casquillo de guía con valona</p>	2.25	 <p><b>A101-08</b> Ritegno per boccola autolubrificante Bride de fixation pour douille Brida de sujeción AFNOR</p>	2.30
 <p><b>G217-02</b> Boccola con riporto in bronzo Bague de guidage à tête d'acier, revêtement bronze Casquillo de guía con valona</p>	2.26	 <p><b>A101-09</b> Ritegno per boccola autolubrificante Bride de fixation Brida de sujeción AFNOR</p>	2.31
 <p><b>A101-01</b> Ritegno per boccola autolubrificante Bride de fixation Brida de sujeción NAAMS</p>	2.27	 <p><b>A101-10</b> Ritegno Bride de fixation Brida de sujeción con tornillo</p>	2.32
 <p><b>A101-03</b> Ritegno per colonna guida Flasque de fixation Pletina de sujeción con circlip AFNOR</p>	2.27	 <p><b>A101-11</b> Anello di arresto Circlip Circlip DIN 471</p>	2.33






## Index

Contents	Page	Contents	Page
 <p><b>A101-16</b> Disco di fissaggio Rondelle de fixation et vis Aro de ajuste con tornillo</p>	2.34	 <p><b>G224-02</b> Piastra guida autolubrificante Plaques de frottement bronze autolubrifiantes Regleta de guía plana, bronce con lubricante solido</p>	2.41
 <p><b>A102-01</b> Anello di tenuta per colonna guida Anneau de retenue Anillo de retención AFNOR</p>	2.35	 <p><b>G224-08</b> Piastra guida autolubrificante Plaques de frottement bronze autolubrifiantes Regleta de guía plana, bronce con lubricante solido AFNOR/ISO 9183-2</p>	2.42 - 2.43
 <p><b>G220-01</b> Piastra guida autolubrificante Plaques de frottement bronze autolubrifiantes Regleta de guía plana, bronce con lubricante solido</p>	2.36	 <p><b>G224-09</b> Piastra guida autolubrificante Plaques de frottement bronze autolubrifiantes Regleta de guía plana, bronce con lubricante solido AFNOR</p>	2.44
 <p><b>G220-03</b> Piastra guida autolubrificante Plaques de frottement bronze autolubrifiantes Regleta de guía plana, bronce con lubricante solido</p>	2.37	 <p><b>G224-11</b> Piastra guida autolubrificante Lardon de recouvrement bronze autolubrifiante sur 1 face Regleta cubre-guías, bronce con lubricante sólido VDI 3357</p>	2.45
 <p><b>G222-01</b> Piastra guida autolubrificante Plaques de frottement bronze autolubrifiantes Regleta de deslizamiento, bronce con lubricante solido VDI 3357</p>	2.38	 <p><b>G224-12</b> Lardone autolubrificante Plaque de frottement autolubrifiante sur 2 faces Regleta de guía con dos superficies de deslizamiento, bronce con lubricante sólido VDI 3357</p>	2.46
 <p><b>G223-01</b> Piastra guida in acciaio Plaques de frottement Regleta de deslizamiento, acero VDI 3357</p>	2.39	 <p><b>G225-01</b> Piastra guida in acciaio Plaques de frottement Regleta de deslizamiento, acero VDI 3357</p>	2.47
 <p><b>G224-01</b> Piastra guida autolubrificante Plaques de frottement bronze autolubrifiantes Regleta de guía plana, bronce con lubricante solido VDI 3357</p>	2.40	 <p><b>G225-07</b> Piastra guida in acciaio Plaque de frottement, acier avec rainure de graissage Regleta de deslizamiento, acero con ranura de lubricación AFNOR/ISO 9183-2</p>	2.48 - 2.51

## Index

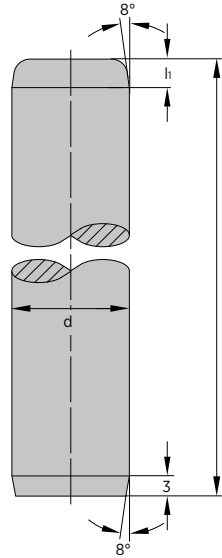
Contents	Page	Contents	Page
 <p><b>G225-08</b> Piastra guida autolubrificante Lardon de recouvrement autolubrifi ante sur 1 face Regleta cubre-guías, acero con lubricante sólido VDI 3357</p>	2.52	 <p><b>G231-01</b> Piastra angolare autolubrificante Lardon angulaire, bronze avec lubrifiant solide Regleta de guía en ángulo, bronze con lubricante sólido FCA</p>	2.59
 <p><b>G225-09</b> Piastra guida in acciaio Lardon de recouvrement Regleta cubre-guías, acero VDI 3357</p>	2.53	 <p><b>G231-04</b> Piastra angolare autolubrificante Lardon angulaire, bronze avec lubrifiant solide Regleta de guía en ángulo, bronze con lubricante sólido VDI 3357</p>	2.60
 <p><b>G228-01</b> Cuneo autolubrificante Came de dépassement, bronze avec lubrifiant solide Cuña de sobrecarrera, bronze con lubricante sólido VDI 3357</p>	2.54	 <p><b>G232-03</b> Guida a V autolubrificante Patin coulissant, bronze avec lubrifiant solide Patin, bronze con lubricante sólido VDI 3357</p>	2.61
 <p><b>G228-04</b> Cuneo autolubrificante Came de dépassement, bronze avec lubrifiant solide Cuña de sobrecarrera, bronze con lubricante sólido FORD</p>	2.55	 <p><b>G232-04</b> Guida a V autolubrificante Glissière prismatique, bronze avec lubrifiant solide Guía prismática, bronze con lubricante sólido</p>	2.62
 <p><b>G229-01</b> Cuneo in acciaio Came de dépassement en acier Cuña de sobrecarrera, acero con temple integral VDI 3357</p>	2.56	 <p><b>G233-03</b> Guida a V in acciaio Glissière prismatique, acier Guía prismática, acero VDI 3357</p>	2.63
 <p><b>G229-03</b> Cuneo in acciaio Came de dépassement en acier Cuña de sobrecarrera, acero con temple integral GM</p>	2.57	 <p><b>G233-04</b> Guida a V in acciaio Patin coulissant, acier Patin, acero</p>	2.64
 <p><b>G229-05</b> Piastra di scorrimento, acciaio con inserti di lubrificante solido Plaque de guidage, acier avec lubrifiant solide Pletina de guía, bronze con lubricante solido</p>	2.58	 <p><b>G234-01</b> Distanziale Plaque-entretoise Regleta distanciamiento PSA</p>	2.65

## Index

Contents	Page	Contents	Page
 <p><b>G235-01</b> Set di guida a V Kit patins Prismático</p>	2.66		
 <p><b>G245-XX</b> Set di guida a V Kit patins et glissières remplaçables Prismático  VDI 3357</p>	2.67		
 <p><b>G234-03</b> Gancio Bride pour retour positif pour patins et glissières Uña</p>	2.68		
 <p><b>G246-XX</b> Piastra guida autolubrificante Plaques de frottement Pletinas de prismático</p>	2.69		
 <p><b>P605-01</b> Piastra guida autolubrificante Plaques de frottement bronze autolubrifiantes Regleta de deslizamiento, pequeño tamaño, bronce con lubricante sólido</p>	2.70		

**2**

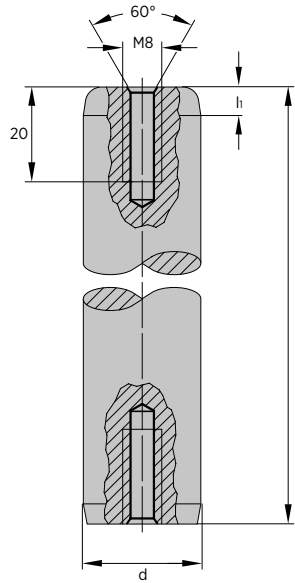
 Material :  
 Steel

 Surface Hardened  
 HRC 60 ± 64


d	l																		h		
h3	90	100	112	125	140	160	180	200	224	250	280	315	355	-	-	-	-	-	-	4	
15	90	100	112	125	140	160	180	200	224	250	280	315	355	-	-	-	-	-	-	4	
16	90	100	112	125	140	160	180	200	224	250	280	315	355	-	-	-	-	-	-	4	
19	-	100	112	125	140	160	180	200	224	250	280	315	355	400	-	-	-	-	-	4	
20	-	100	112	125	140	160	180	200	224	250	280	315	355	400	-	-	-	-	-	4	
24	-	100	112	125	140	160	180	200	224	250	280	315	355	400	450	500	-	-	-	6	
25	-	100	112	125	140	160	180	200	224	250	280	315	355	400	450	500	-	-	-	6	
30	-	-	-	125	140	160	180	200	224	250	280	315	355	400	450	500	-	-	-	6	
32	-	-	-	125	140	160	180	200	224	250	280	315	355	400	450	500	-	-	-	6	
38	-	-	-	-	-	160	180	200	224	250	280	315	355	400	450	500	550	600	700	800	6
40	-	-	-	-	-	160	180	200	224	250	280	315	355	400	450	500	550	600	700	800	6
48	-	-	-	-	-	-	180	200	224	250	280	315	355	400	450	500	550	600	700	800	8
50	-	-	-	-	-	-	180	200	224	250	280	315	355	400	450	500	550	600	700	800	8
60	-	-	-	-	-	-	-	-	-	250	280	315	355	400	450	500	550	600	700	800	8
63	-	-	-	-	-	-	-	-	-	250	280	315	355	400	450	500	550	600	700	800	8
80	-	-	-	-	-	-	-	-	-	-	-	-	-	-	450	500	550	600	700	800	8

**Order Example:**
**d= 25, l= 224**
**Order Code: G200-01-025-224**





Material :  
Steel

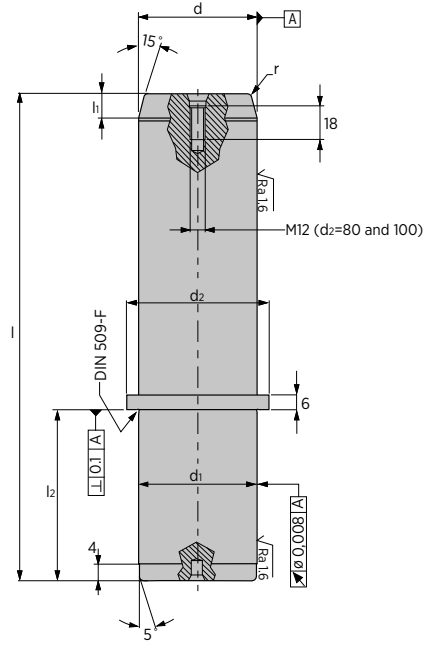
Surface Hardened  
HRC 60 ± 64



d	l																		h		
h3	90	100	112	125	140	160	180	200	224	250	280	315	355	-	-	-	-	-	-	4	
15	90	100	112	125	140	160	180	200	224	250	280	315	355	-	-	-	-	-	-	4	
16	90	100	112	125	140	160	180	200	224	250	280	315	355	-	-	-	-	-	-	4	
19	-	100	112	125	140	160	180	200	224	250	280	315	355	400	-	-	-	-	-	4	
20	-	100	112	125	140	160	180	200	224	250	280	315	355	400	-	-	-	-	-	4	
24	-	100	112	125	140	160	180	200	224	250	280	315	355	400	450	500	-	-	-	6	
25	-	100	112	125	140	160	180	200	224	250	280	315	355	400	450	500	-	-	-	6	
30	-	-	-	125	140	160	180	200	224	250	280	315	355	400	450	500	-	-	-	6	
32	-	-	-	125	140	160	180	200	224	250	280	315	355	400	450	500	-	-	-	6	
38	-	-	-	-	-	160	180	200	224	250	280	315	355	400	450	500	550	600	700	800	6
40	-	-	-	-	-	160	180	200	224	250	280	315	355	400	450	500	550	600	700	800	6
48	-	-	-	-	-	-	180	200	224	250	280	315	355	400	450	500	550	600	700	800	8
50	-	-	-	-	-	-	180	200	224	250	280	315	355	400	450	500	550	600	700	800	8
60	-	-	-	-	-	-	-	-	-	250	280	315	355	400	450	500	550	600	700	800	8
63	-	-	-	-	-	-	-	-	-	250	280	315	355	400	450	500	550	600	700	800	8
80	-	-	-	-	-	-	-	-	-	-	280	315	355	400	450	500	550	600	700	800	8

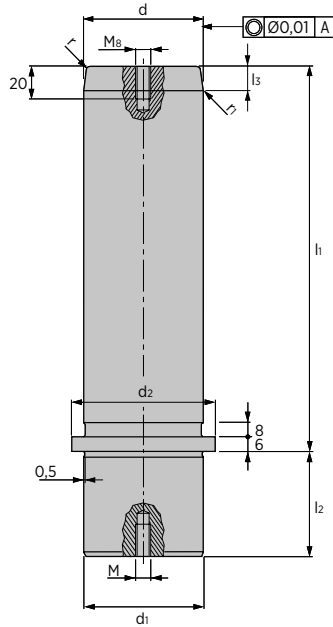
**Order Example:**
**d= 32, l= 200**
**Order Code: G200-02-032-200**

**2**

 Material :  
 Steel  
  
 Surface Hardened  
 HRC 60 ÷ 62


d f6	d1 r6	l											l1	l2	d2	r
25	25	140	160	180	-	-	-	-	-	-	-	-	4	40	33	2
32	32	140	160	180	200	-	-	-	-	-	-	8	45	40	2	
40	40	-	160	180	200	224	250	-	-	-	-	8	56	50	2	
50	50	-	160	180	200	224	250	280	315	-	-	10	70	60	2,5	
63	63	-	-	-	200	224	250	280	315	355	400	-	10	80	80	2,5
80	80	-	-	-	-	-	250	280	315	355	400	500	10	100	90	3
100	100	-	-	-	-	-	-	-	315	355	400	500	10	125	110	3

**Order Example:**
**d= 80, l= 315**
**Order Code: G201-01-080-315**



Material :  
Steel

Surface Hardened  
HRC 60 ± 64


**2**

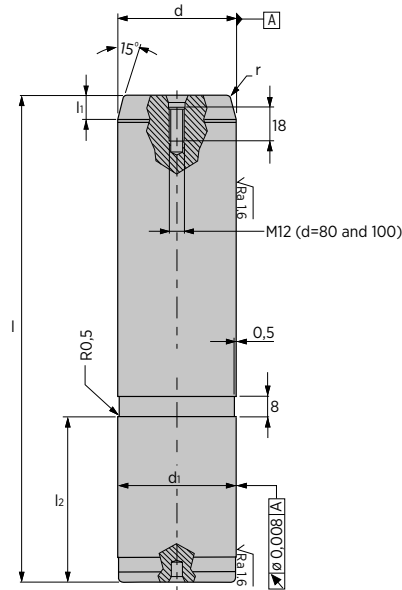
d h4	d1 j6	h1											l2	l3	d2	M	r	n		
15	15	100	112	125	140	160	180	200	-	-	-	-	-	-	20	4	22	M8	2	15
16	16	100	112	125	140	160	180	200	-	-	-	-	-	-	20	4	22	M8	2	15
19	19	100	112	125	140	160	180	200	-	-	-	-	-	-	23	4	25	M8	2,5	20
20	20	100	112	125	140	160	180	200	-	-	-	-	-	-	23	4	25	M8	2,5	20
24	24	100	112	125	140	160	180	200	224	250	-	-	-	-	30	6	32	M8	3	20
25	25	100	112	125	140	160	180	200	224	250	-	-	-	-	30	6	32	M8	3	30
30	30	-	112	125	140	160	180	200	224	250	280	315	-	-	37	6	40	M8	3	30
32	32	-	112	125	140	160	180	200	224	250	280	315	-	-	37	6	40	M8	3	30
38	38	-	-	125	140	160	180	200	224	250	280	315	355	-	37	6	50	M8	3,5	30
40	40	-	-	125	140	160	180	200	224	250	280	315	355	-	37	6	50	M8	3,5	30
48	48	-	-	-	140	160	180	200	224	250	280	315	355	400	47	8	63	M8	3,5	30
50	50	-	-	-	140	160	180	200	224	250	280	315	355	400	47	8	63	M8	3,5	30
60	60	-	-	-	-	160	180	200	224	250	280	315	355	400	47	8	80	M8	4	30
63	63	-	-	-	-	160	180	200	224	250	280	315	355	400	47	8	80	M8	4	30
80	80	-	-	-	-	-	-	200	224	250	280	315	355	400	60	8	95	M12	4	30

**Order Example:**

d= 80, l2= 60, l= 315

**Order Code:** G201-02-08060315

**2**

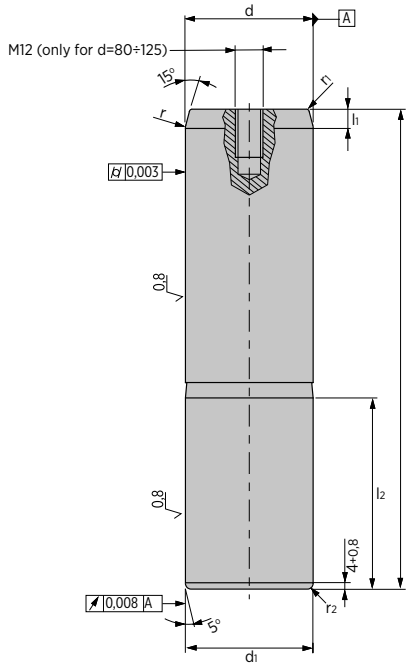
 Material :  
 Steel  
  
 Surface Hardened  
 HRC 60 ÷ 62


d f6	d1 r6	l															l1	l2	r		
25	25	140	160	180	-	-	-	-	-	-	-	-	-	-	-	-	-	-	4	40	2
32	32	140	160	180	200	-	-	-	-	-	-	-	-	-	-	-	-	-	8	45	2
40	40	-	160	180	200	224	250	-	-	-	-	-	-	-	-	-	-	-	8	56	2
50	50	-	160	180	200	224	250	280	-	315	-	360	-	-	-	-	-	-	10	70	2,5
63	63	-	-	-	200	224	250	280	300	315	355	-	400	-	-	-	-	-	10	80	2,5
80	80	-	-	-	-	-	250	280	-	315	355	-	400	450	500	-	-	-	10	100	3
100	100	-	-	-	-	-	-	-	-	315	355	-	400	-	500	550	600	600	10	125	3

**Order Example:**

d= 80, l= 315

**Order Code:** G202-01-080-315



Material :  
Steel

Surface Hardened  
HRC 60 ÷ 62

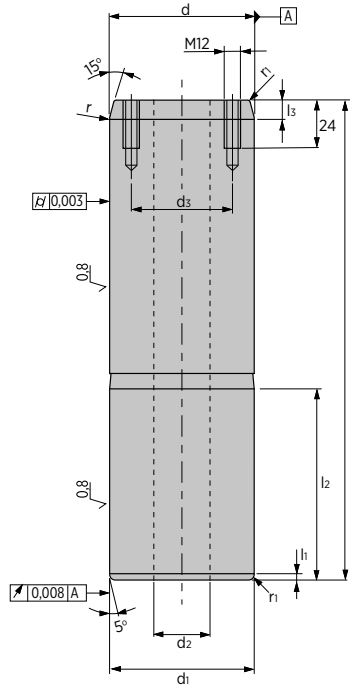


d r6	d1 r6	l -1													l1 +0,8	l2 +0,8	r	n	
25	25	125	140	160	180	200	224	-	-	-	-	-	-	-	8	40	3	2	
32	32	125	140	160	180	200	224	250	-	-	-	-	-	-	8	45	3	2	
40	40	-	140	160	180	200	224	250	280	-	-	-	-	-	8	56	3	2	
50	50	-	-	160	180	200	224	250	280	315	355	-	-	-	10	70	5	2,5	
63	63	-	-	-	180	200	224	250	280	315	355	400	-	-	10	80	6	2,5	
80	80	-	-	-	-	200	224	250	280	315	355	400	450	-	10	100	8	3	
100	100	-	-	-	-	-	224	250	280	315	355	400	450	500	-	10	125	10	3
125	125	-	-	-	-	-	-	-	-	315	355	400	450	500	550	12	140	12	4

**Order Example:**
**d= 80, l= 315**
**Order Code: G202-02-080-315**

2


 Material :  
 Steel

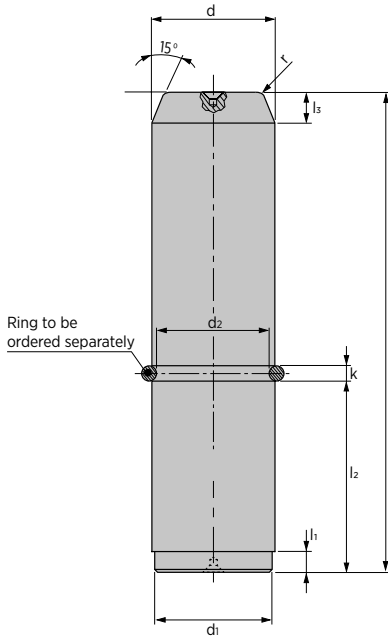
 Surface Hardened  
 HRC 60 + 62


d f6	d1 r6	l -1										l1 +0,8	l2 +0,8	l3 +0,8	d2 ±2	d3 +0,8	r	r1	
80	80	200	224	250	280	315	355	400	450	-	-	-	4	100	10	40	58	8	3
100	100	-	224	250	280	315	355	400	450	-	-	-	4	125	10	50	72	10	3
125	125	-	-	-	-	315	355	400	450	500	550	-	4	140	12	65	90	12	4
160	160	-	-	-	-	-	-	400	450	500	-	560	5	180	12	95	132	18	4

**Order Example:**

d= 80, l= 315

Order Code: G202-03-080-315

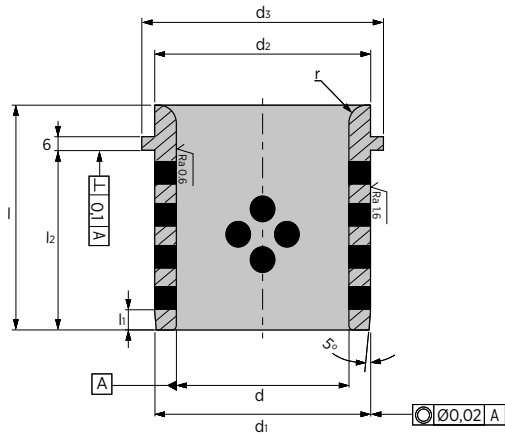

 Material :  
 Steel  
  
 Surface Hardened  
 HRC 60 ÷ 62


d	d <sub>h5</sub>	d <sub>h8</sub>	l														h	l <sub>2</sub>	l <sub>3</sub>	d <sub>2</sub>	k	r
25	25	100	125	140	160	180	200	220	224	-	-	-	-	-	-	-	8	25	8	22,3	2,7	2
32	32	-	125	140	160	180	200	220	224	250	-	-	-	-	-	-	12	32	10	27,8	4,2	2
40	40	-	-	-	-	180	200	220	224	250	280	315	-	-	-	-	12	63	12	35,8	4,2	2
50	50	-	-	-	-	-	200	220	224	250	280	315	355	400	-	-	12	80	16	45,8	4,2	2,5
63	63	-	-	-	-	-	-	-	-	250	280	315	355	400	-	-	18	100	16	56,8	6,2	2,5
80	80	-	-	-	-	-	-	-	-	-	-	315	355	400	450	-	18	125	16	73,8	6,2	3
100	100	-	-	-	-	-	-	-	-	-	-	-	355	400	450	500	18	160	16	93,8	6,2	3

**Order Example:**  
**d= 80, l= 315**  
**Order Code: G202-05-080-315**

**2**

 Material :  
 Bronze + Graphite

 Hardened  
 HB ≥ 190


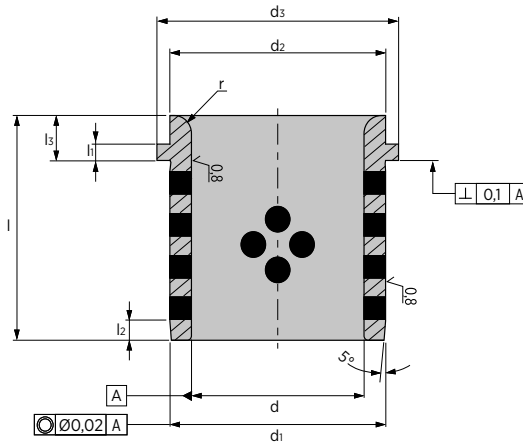
CODE	d H7	l -0,5	h	l <sub>2</sub>	d <sub>1</sub> g6	d <sub>2</sub> -0,25	d <sub>3</sub> -0,8	r
G211-01-025-040	25	40	3	30	32	32	40	3
G211-01-032-050	32	50	4	40	40	40	50	3
G211-01-040-063	40	63	5	50	50	50	63	3
G211-01-050-071	50	71	6,3	56	63	63	71	5
G211-01-063-080	63	80	8	63	80	80	90	6
G211-01-080-100	80	100	10	80	100	100	112	8
G211-01-100-125	100	125	12,5	106	125	125	140	10
G211-01-125-160	125	160	16	132	160	160	180	12

**Order Example:**

d= 80, l= 100

**Order Code:** G211-01-080-100




**2**

 Material :  
 Bronze + Graphite

 Hardened  
 HB ≥ 190

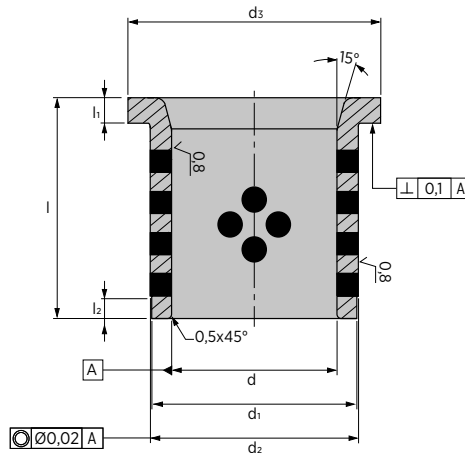
CODE	d H7	l -0,5 /-1	h ±0,1	l <sub>2</sub>	l <sub>3</sub> -0,5	d <sub>1</sub> h <sub>6</sub>	d <sub>2</sub> -0,25	d <sub>3</sub> -0,8	r
G211-02-025-040	25	40	6,3	3	10	32	32	40	3
G211-02-032-050	32	50	6,3	4	12	40	40	50	3
G211-02-040-063	40	63	6,3	5	15	50	50	63	3
G211-02-050-071	50	71	6,3	6,3	17	63	63	71	5
G211-02-063-080	63	80	10	8	19	80	80	90	6
G211-02-080-100	80	100	10	10	22	100	100	112	8
G211-02-100-125	100	125	10	12,5	21	125	125	140	10
G211-02-125-160	125	160	10	16	30	160	160	180	12
G211-02-160-200	160	200	10	16	32	200	200	220	18

**Order Example:**

d= 80, l= 100

**Order Code:** G211-02-080-100

2

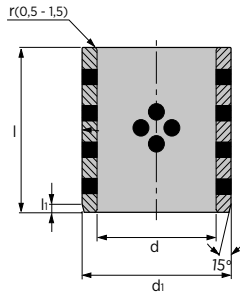

 Material :  
 Bronze + Graphite  
 Hardened  
 HB ≥ 190


CODE	d G7	l -0,2 / -0,5	h -0,05	l <sub>2</sub>	d <sub>1</sub> d8	d <sub>2</sub> m6	d <sub>3</sub>
G211-06-020-032	20	32	4	3	28	28	32
G211-06-025-040	25	40	5	5	35	35	40
G211-06-032-050	32	50	6	8	44	44	50
G211-06-040-063	40	63	8	8	52	52	60
G211-06-050-080	50	80	10	8	63	63	71
G211-06-063-100	63	100	12	10	80	80	90
G211-06-080-125	80	125	16	10	100	100	112
G211-06-100-160	100	160	20	10	125	125	140

**Order Example:**

d= 80, l= 125

**Order Code:** G211-06-080-125


 Material :  
 Bronze + Graphite

 Hardened  
 HB ≥ 190

2

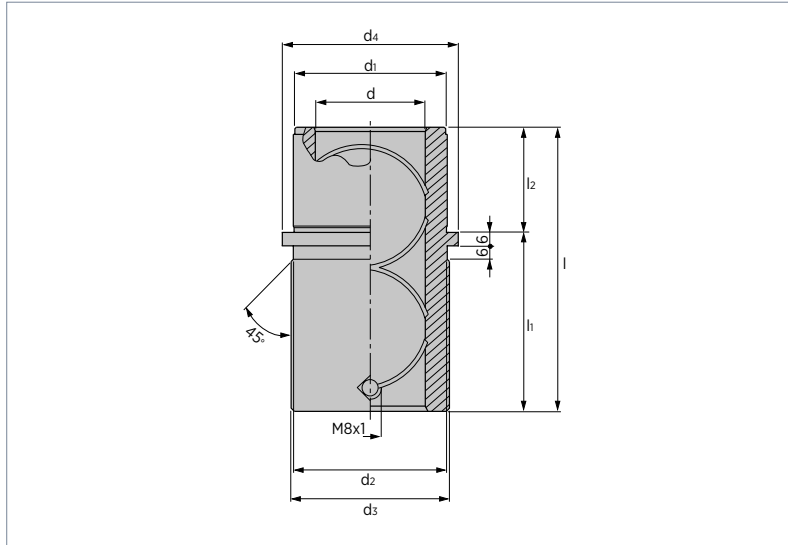
d F7	di m6	l -0,1 / -0,3																		h	
8	12	8	10	12	15	-	-	-	-	-	-	-	-	-	-	-	-	-	-	0,5	
10	14	8	10	12	15	-	-	20	-	-	-	-	-	-	-	-	-	-	-	0,5	
12	18	8	10	12	15	16	19	20	25	30	-	-	-	-	-	-	-	-	-	0,5	
16	22	-	10	12	15	16	19	20	25	30	35	40	-	-	-	-	-	-	-	0,5	
18	24	-	10	12	15	16	-	20	25	30	35	40	-	-	-	-	-	-	-	0,5	
20	28	-	10	12	15	16	19	20	25	30	35	40	50	-	-	-	-	-	-	0,5	
20	30	-	10	12	15	16	-	20	25	30	35	40	-	-	70	-	-	-	-	0,5	
25	33	-	-	12	15	16	-	20	25	30	35	40	50	60	-	-	-	-	-	0,5	
25	35	-	-	12	15	16	-	20	25	30	35	40	50	-	-	-	-	-	-	0,5	
30	38	-	-	12	15	-	-	20	25	30	35	40	50	60	-	-	-	-	-	1	
30	40	-	-	12	15	-	-	20	25	30	35	40	50	60	-	-	-	-	-	1	
35	44	-	-	-	-	-	-	20	25	30	35	40	50	60	-	-	-	-	-	1	
35	45	-	-	-	15	-	-	20	25	30	35	40	50	60	-	-	-	-	-	1	
40	50	-	-	-	15	-	-	20	25	30	35	40	50	60	70	80	-	-	-	1	
40	55	-	-	-	15	-	-	-	25	30	35	40	50	60	-	-	-	-	-	1	
50	60	-	-	-	-	-	-	20	25	30	35	40	50	60	70	80	-	-	-	1	
50	62	-	-	-	-	-	-	-	-	30	35	40	50	60	70	80	-	-	-	1	
50	65	-	-	-	-	-	-	-	-	30	-	40	50	60	70	80	-	100	-	1	
60	75	-	-	-	-	-	-	-	-	30	35	40	50	60	70	80	-	100	-	1	
70	85	-	-	-	-	-	-	-	-	30	35	40	50	60	70	80	-	100	-	1	
80	96	-	-	-	-	-	-	20	-	-	-	40	50	60	70	80	-	100	120	1	
80	100	-	-	-	-	-	-	-	-	-	-	40	50	60	70	80	-	100	120	140	1
100	120	-	-	-	-	-	-	-	-	-	-	40	50	60	70	80	90	100	120	-	1,5
100	130	-	-	-	-	-	-	-	-	-	-	-	50	-	70	80	-	100	120	-	1,5
110	130	-	-	-	-	-	-	-	-	-	-	-	50	-	70	80	-	100	120	-	1,5
130	150	-	-	-	-	-	-	-	-	-	-	-	-	-	80	-	100	-	130	-	1,5

**Order Example:**

d= 25, di= 33, l= 50

**Order Code:** G212-01-025033050

2

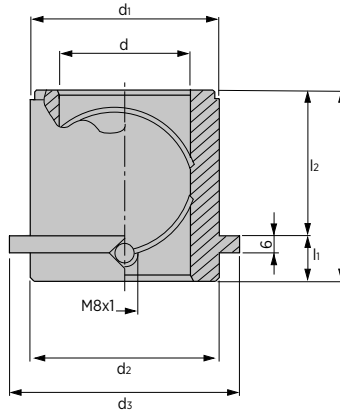

 Material :  
 Steel  
  
 Hardened  
 HRC 58 ÷ 62


CODE	d H5	l	h	l <sub>2</sub>	d <sub>1</sub> j6	d <sub>2</sub>	d <sub>3</sub>	d <sub>4</sub>
G213-03-019-043	19	43	20	23	32	32	39	40
G213-03-019-059	19	59	36	23	32	32	39	40
G213-03-020-043	20	43	20	23	32	32	39	40
G213-03-020-059	20	59	36	23	32	32	39	40
G213-03-024-059	24	59	36	23	40	40	46	48
G213-03-024-079	24	79	56	23	40	40	46	48
G213-03-025-059	25	59	36	23	40	40	46	48
G213-03-025-079	25	79	56	23	40	40	46	48
G213-03-030-075	30	75	45	30	48	48	53	56
G213-03-030-093	30	93	63	30	48	48	53	56
G213-03-032-075	32	75	45	30	48	48	53	56
G213-03-032-093	32	93	63	30	48	48	53	56
G213-03-038-082	38	82	45	37	58	58	63	66
G213-03-038-108	38	108	71	37	58	58	63	66
G213-03-040-082	40	82	45	37	58	58	63	66
G213-03-040-108	40	108	71	37	58	58	63	66
G213-03-048-097	48	97	50	47	70	70	77	80
G213-03-048-127	48	127	80	47	70	70	77	80
G213-03-050-097	50	97	50	47	70	70	77	80
G213-03-050-127	50	127	80	47	70	70	77	80
G213-03-060-116	60	116	56	60	85	85	92	95
G213-03-060-150	60	150	90	60	85	85	92	95
G213-03-063-116	63	116	56	60	85	85	92	95
G213-03-063-150	63	150	90	60	85	85	92	95
G213-03-080-120	80	120	60	60	105	105	115	118
G213-03-080-150	80	150	90	60	105	105	115	118

**Order Example:**

d= 30, l= 75

**Order Code:** G213-03-030-075



Material :  
Steel  
  
Hardened  
HRC 58 ÷ 62

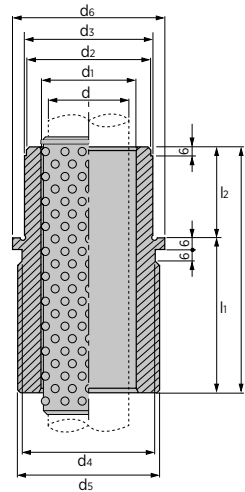


CODE	d H5	l	h	l <sub>2</sub>	d <sub>1</sub> j6	d <sub>2</sub>	d <sub>3</sub>
G213-04-019-035	19	35	12	23	32	32	40
G213-04-020-035	20	35	12	23	32	32	40
G213-04-024-035	24	35	12	23	40	40	48
G213-04-025-035	25	35	12	23	40	40	48
G213-04-030-042	30	42	12	30	48	48	56
G213-04-032-042	32	42	12	30	48	48	56
G213-04-038-052	38	52	15	37	58	58	66
G213-04-040-052	40	52	15	37	58	58	66
G213-04-048-065	48	65	18	47	70	70	80
G213-04-050-065	50	65	18	47	70	70	80
G213-04-060-080	60	80	20	60	85	85	95
G213-04-063-080	63	80	20	60	85	85	95
G213-04-080-080	80	80	20	60	105	105	118

Order Example:

d= 20, l= 35

Order Code: G213-04-020-035

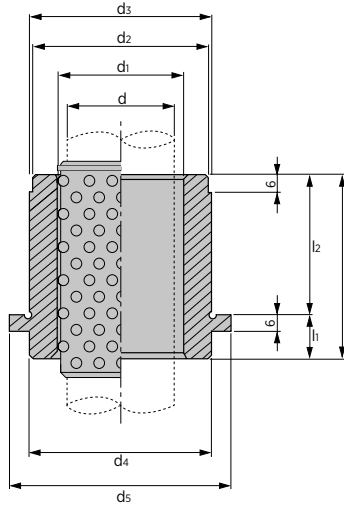

 Material :  
 Steel  
  
 Hardened  
 HRC 58 ÷ 62


CODE	d	l -0,2	h	l2 -0,2	d1 H4	d2 f7	d3 j6	d4	d5 ±0,2	d6
G215-01-019-043	19	43	20	23	25	32	32	32	39	40
G215-01-019-059	19	59	36	23	25	32	32	32	39	40
G215-01-020-043	20	43	20	23	26	32	32	32	39	40
G215-01-020-059	20	59	36	23	26	32	32	32	39	40
G215-01-024-059	24	59	36	23	30	40	40	40	46	48
G215-01-024-079	24	79	56	23	30	40	40	40	46	48
G215-01-025-059	25	59	36	23	31	40	40	40	46	48
G215-01-025-079	25	79	56	23	31	40	40	40	46	48
G215-01-030-075	30	75	45	30	38	48	48	48	53	56
G215-01-030-093	30	93	63	30	38	48	48	48	53	56
G215-01-032-075	32	75	45	30	40	48	48	48	53	56
G215-01-032-093	32	93	63	30	40	48	48	48	53	56
G215-01-038-082	38	82	45	37	46	58	58	58	63	66
G215-01-038-108	38	108	71	37	46	58	58	58	63	66
G215-01-040-082	40	82	45	37	48	58	58	58	63	66
G215-01-040-108	40	108	71	37	48	58	58	58	63	66
G215-01-048-097	48	97	50	47	56	70	70	70	77	80
G215-01-048-127	48	127	80	47	56	70	70	70	77	80
G215-01-050-097	50	97	50	47	58	70	70	70	77	80
G215-01-050-127	50	127	80	47	58	70	70	70	77	80
G215-01-060-116	60	116	56	60	68	85	85	85	92	95
G215-01-060-150	60	150	90	60	68	85	85	85	92	95
G215-01-063-116	63	116	56	60	71	85	85	85	92	95
G215-01-063-150	63	150	90	60	71	85	85	85	92	95
G215-01-080-120	80	120	60	60	92	105	105	105	115	118
G215-01-080-150	80	150	90	60	92	105	105	105	115	118

**Order Example:**

d= 19, l= 43

**Order Code:** G215-01-019-043


 Material :  
 Steel  
  
 Hardened  
 HRC 58 ÷ 62

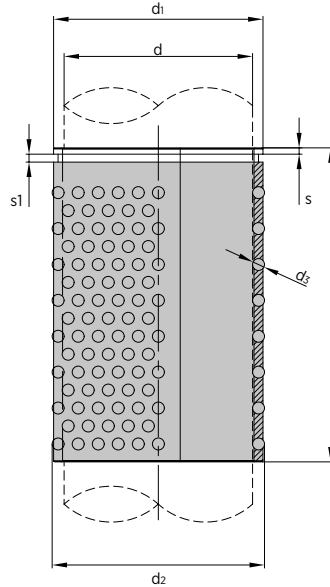

CODE	d	l -0,2	h <sub>1</sub>	l <sub>2</sub> -0,2	d <sub>1</sub> H4	d <sub>2</sub> f7	d <sub>3</sub> j6	d <sub>4</sub>	d <sub>5</sub> ±0,2
G215-02-019-035	19	35	12	23	25	32	32	32	40
G215-02-020-035	20	35	12	23	26	32	32	32	40
G215-02-024-035	24	35	12	23	30	40	40	40	48
G215-02-025-035	25	35	12	23	31	40	40	40	48
G215-02-030-042	30	42	12	30	38	48	48	48	56
G215-02-032-042	32	42	12	30	40	48	48	48	56
G215-02-038-052	38	52	15	37	46	58	58	58	66
G215-02-040-052	40	52	15	37	48	58	58	58	66
G215-02-048-065	48	65	18	47	56	70	70	70	80
G215-02-050-065	50	65	18	47	58	70	70	70	80
G215-02-060-080	60	80	20	60	68	85	85	85	95
G215-02-063-080	63	80	20	60	71	85	85	85	95
G215-02-080-080	80	80	20	60	92	105	105	105	118

**Order Example:**

d= 20, l= 35

**Order Code:** G215-02-020-035

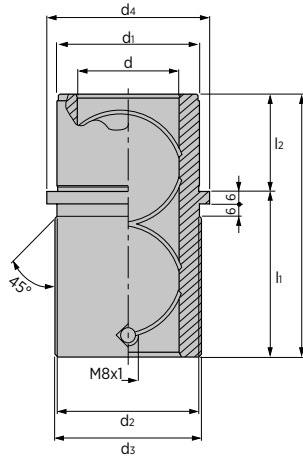
**2**

 Material :  
 Bushes: SnBz10  
 Ball: 100Cr6


d	l												d <sub>1</sub>	d <sub>2</sub>	d <sub>3</sub>	s	s <sub>1</sub>
19	45	56	71	80	95	-	-	-	-	-	-	-	24	25	3	1,6	1,3
20	45	56	71	80	95	-	-	-	-	-	-	-	25	26	3	1,6	1,3
24	45	56	71	80	95	105	120	140	-	-	-	-	29	30	3	1,6	1,6
25	45	56	71	80	95	105	120	140	-	-	-	-	30	31	3	1,6	1,6
30	45	56	71	80	95	105	120	140	-	-	-	-	37	38	4	2,1	1,85
32	45	56	71	80	95	105	120	140	-	-	-	-	39	40	4	2,1	1,85
38	-	56	71	80	95	105	120	140	160	-	-	-	45	46	4	2,1	1,85
40	-	56	71	80	95	105	120	140	160	-	-	-	47	48	4	2,1	1,85
48	-	-	71	80	95	105	120	140	160	-	-	-	55	56	4	2,1	2,15
50	-	-	71	80	95	105	120	140	160	-	-	-	57	58	4	2,1	2,15
60	-	-	-	80	95	105	120	140	160	180	200	240	67	68	4	2,1	2,65
63	-	-	-	80	95	105	120	140	160	180	200	240	70	71	4	2,1	2,65
80	-	-	-	-	-	-	120	140	160	180	200	240	90	92	6	3	3,15

**Order Example:**
**d= 63, l= 120**
**Order Code: G216-01-063-120**




 Material :  
 Steel

 Hardened  
 HRC 58 ÷ 62  
 Bronze HB ≥ 190

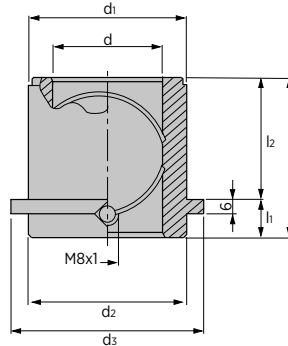
CODE	d H5	l	h	l <sub>2</sub>	d <sub>1</sub> j6	d <sub>2</sub>	d <sub>3</sub>	d <sub>4</sub>
G217-01-019-043	19	43	20	23	32	32	39	40
G217-01-019-059	19	59	36	23	32	32	39	40
G217-01-020-043	20	43	20	23	32	32	39	40
G217-01-020-059	20	59	36	23	32	32	39	40
G217-01-024-059	24	59	36	23	40	40	46	48
G217-01-024-079	24	79	56	23	40	40	46	48
G217-01-025-059	25	59	36	23	40	40	46	48
G217-01-025-079	25	79	56	23	40	40	46	48
G217-01-030-075	30	75	45	30	48	48	53	56
G217-01-030-093	30	93	63	30	48	48	53	56
G217-01-032-075	32	75	45	30	48	48	53	56
G217-01-032-093	32	93	63	30	48	48	53	56
G217-01-038-082	38	82	45	37	58	58	63	66
G217-01-038-108	38	108	71	37	58	58	63	66
G217-01-040-082	40	82	45	37	58	58	63	66
G217-01-040-108	40	108	71	37	58	58	63	66
G217-01-048-097	48	97	50	47	70	70	77	80
G217-01-048-127	48	127	80	47	70	70	77	80
G217-01-050-097	50	97	50	47	70	70	77	80
G217-01-050-127	50	127	80	47	70	70	77	80
G217-01-060-116	60	116	56	60	85	85	92	95
G217-01-060-150	60	150	90	60	85	85	92	95
G217-01-063-116	63	116	56	60	85	85	92	95
G217-01-063-150	63	150	90	60	85	85	92	95
G217-01-080-120	80	120	60	60	105	105	115	118
G217-01-080-150	80	150	90	60	105	105	115	118

**Order Example:**

d=30, l=75


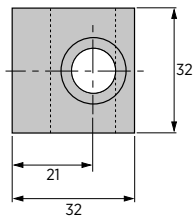
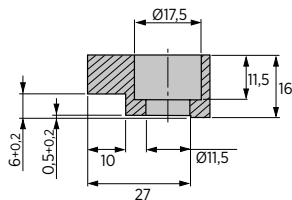
**Order Code:** G217-01-030-075

2


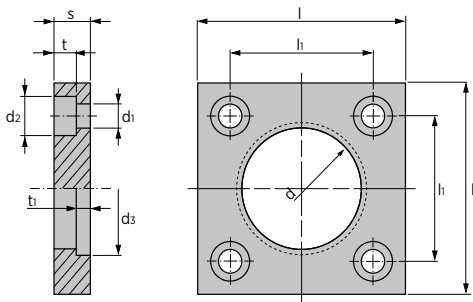

 Material :  
 Steel  
 Hardened  
 HRC 58 ÷ 62  
 Bronze HB ≥ 190


CODE	d H5	l	h	l <sub>2</sub>	d <sub>1</sub> j6	d <sub>2</sub>	d <sub>s</sub>
G217-02-019-035	19	35	12	23	32	32	40
G217-02-020-035	20	35	12	23	32	32	40
G217-02-024-035	24	35	12	23	40	40	48
G217-02-025-035	25	35	12	23	40	40	48
G217-02-030-042	30	42	12	30	48	48	56
G217-02-032-042	32	42	12	30	48	48	56
G217-02-038-052	38	52	15	37	58	58	66
G217-02-040-052	40	52	15	37	58	58	66
G217-02-048-065	48	65	18	47	70	70	80
G217-02-050-065	50	65	18	47	70	70	80
G217-02-060-080	60	80	20	60	85	85	95
G217-02-063-080	63	80	20	60	85	85	95
G217-02-080-080	80	80	20	60	105	105	118

**Order Example:**
**d= 20, l= 35**
**Order Code: G217-02-020-035**


 Material :  
 CK45



Screw not included.

**CODE**
**A101-01-032-032**

 Material :  
 CK45

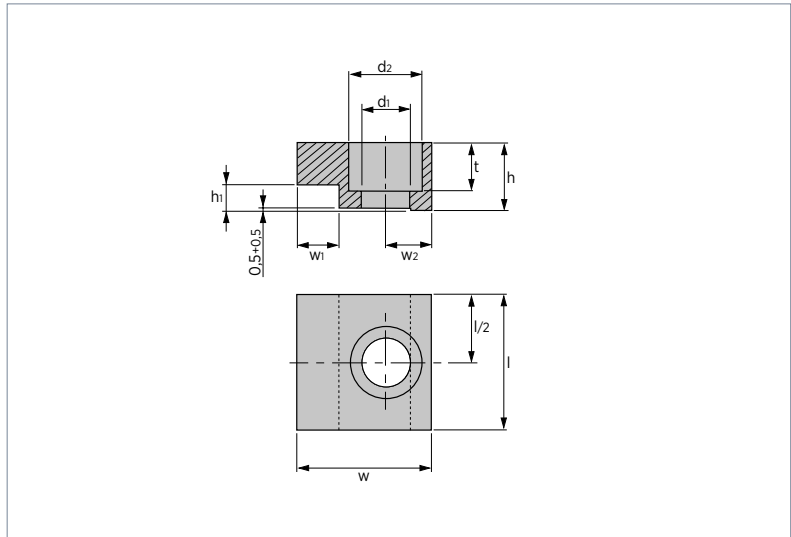

Screw not included.

CODE	d	s	l	h	d <sub>1</sub>	d <sub>2</sub>	d <sub>3</sub>	t	t <sub>1</sub>
A101-03-025	25	10	45	31	6,6	12	28	7	2,7
A101-03-032	32	10	56	36	6,6	12	37	7	4,2
A101-03-040	40	12	70	50	6,6	12	45	7	4,2
A101-03-050	50	14	80	55	9	16	55	9	4,2
A101-03-063	63	18	100	70	11	18	70	11	6,2
A101-03-080	80	20	110	80	13	22	87	14	6,2
A101-03-100	100	20	140	100	13	22	107	14	6,2


2


 Material :  
 CK45

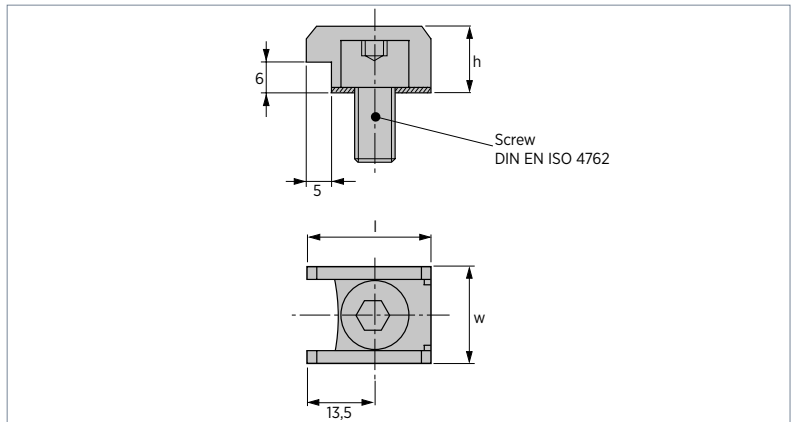

Screw not included.



CODE	w	h	l -0,3	w1 +0,2	w2	h1 -0,3	d1 +0,2	d2 +0,2	t +0,2	Bushes Size
<b>A101-04-020-020</b>	20	10	20	5	7,5	6,3	7	11	7	Ø25-Ø50
<b>A101-04-032-032</b>	32	16	32	10	11	10	11,5	17,5	11,5	Ø63-Ø160


 Material :  
 CK45

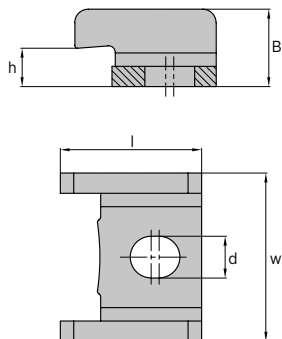

Screw not included.



CODE	w	h	l	Screw
<b>A101-05-189-246</b>	18,9	13	24,6	M8x20
<b>A101-05-235-279</b>	23,5	15,5	27,9	M10x20


 Material :  
 S235JRH


Screw not included.

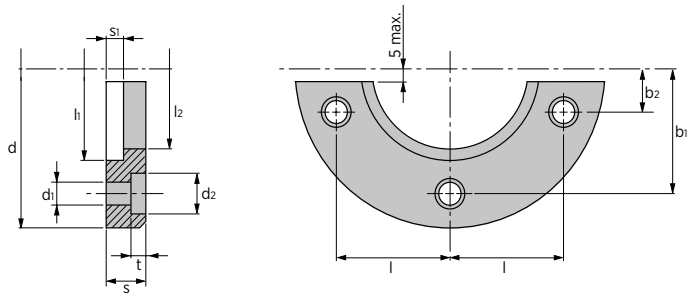


CODE	w	l	d	B	h	Bushes Size	Screw
A10-06-025021	25	21	6,2	11,5	5,7	Ø25 - Ø50	M6x15
A10-06-040032	40	32	10,2	19	9,3	Ø63 - Ø160	M10x20


**2**

 Material :  
 CK45


Screw not included.



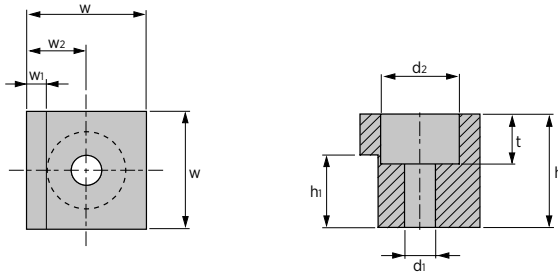
CODE	d	s	l	h	l <sub>2</sub>	d <sub>1</sub>	d <sub>2</sub>	s <sub>1</sub>	b <sub>1</sub>	b <sub>2</sub>	t	Bushes Size
A101-08-025-020	72	10	20	41	32	6,6	12	5	-	20	7	25
A101-08-032-021	80	12	25	51	40	6,6	12	6	-	21	7	32
A101-08-040-014	100	12	38,5	61	50	6,6	12	8	41	14	7	40
A101-08-050-017	125	16	46	72	63	9	16	10	49	17	9	50
A101-08-063-017	140	20	55	91	80	11	18	12	57,5	17	11	63
A101-08-080-020	180	25	70	113	100	14	22	16	72	20	13	80
A101-08-100-025	200	32	81	141	125	14	22	20	85	25	13	100



2

 Material :  
 CK45


Screw not included.

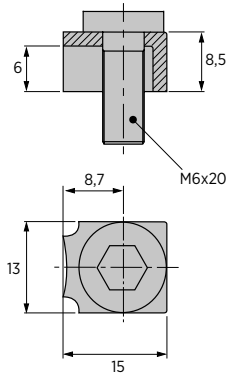


CODE	w	h	w <sub>1</sub>	w <sub>2</sub>	h <sub>1</sub> +015 / +0,05	d <sub>1</sub>	d <sub>2</sub>	t
A101-09-040-018	18	12	3	9,5	8	6,6	11	6,8
A101-09-050-022	22	16	4	12	10	9	15	9
A101-09-063-026	26	20	5	15	12	11	18	11
A101-09-080-026	26	25	5	15	16	11	18	11
A101-09-100-026	26	32	5	15	20	11	18	11

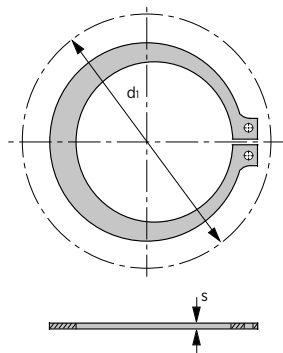
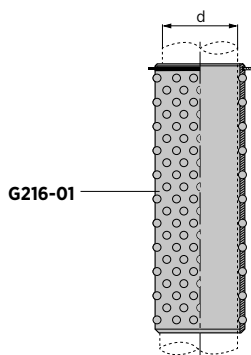
**2**

 Material :  
 St 37


Screw not included.


**CODE**
**A101-10-013-015**




 Material :  
 100Cr6


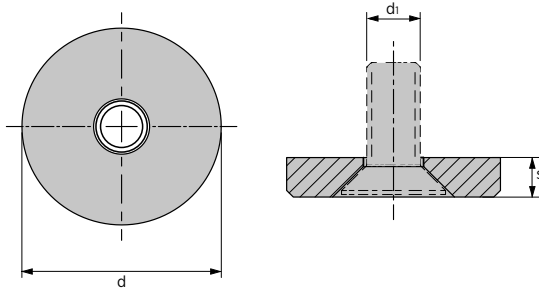
2

CODE	d	d <sub>1</sub>	s
A101-11-019	19	33,2	1,2
A101-11-020	20	34,2	1,2
A101-11-024	24	39,1	1,5
A101-11-025	25	40,5	1,5
A101-11-030	30	49	1,75
A101-11-032	32	51,4	1,75
A101-11-038	38	59,1	1,75
A101-11-040	40	60,8	1,75
A101-11-048	48	70,2	2
A101-11-050	50	72,6	2
A101-11-060	60	83,1	2,5
A101-11-063	63	87	2,5
A101-11-080	80	108,5	3

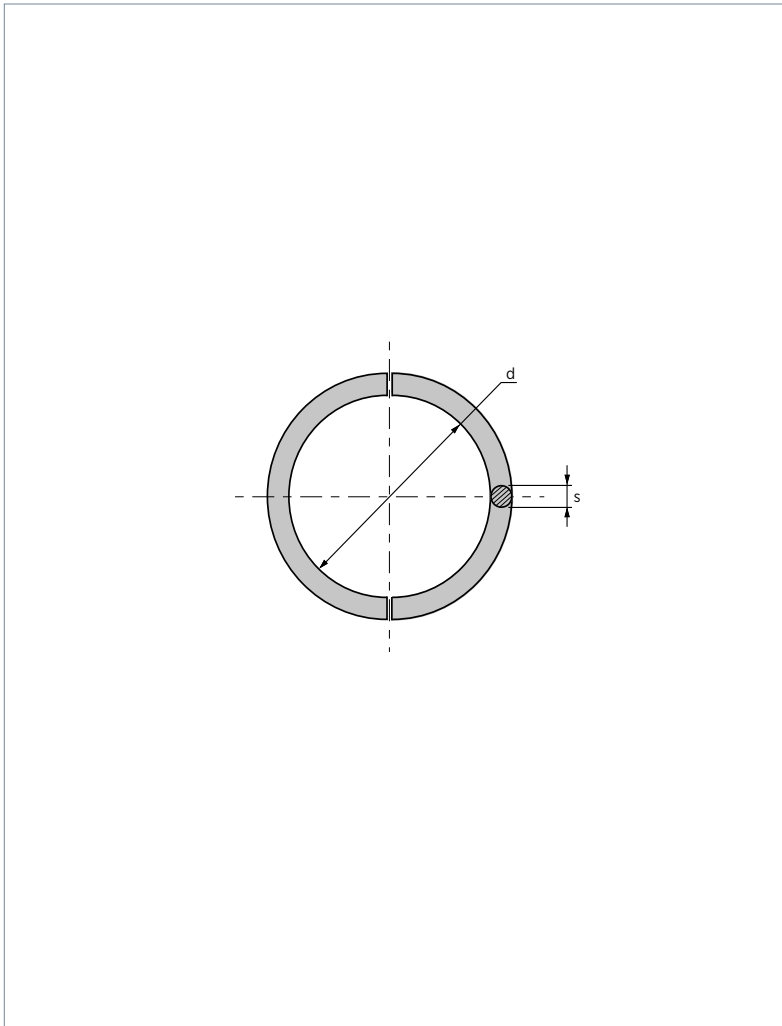
**2**

 Material :  
 CK45


Screw not included.



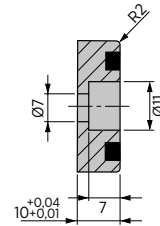
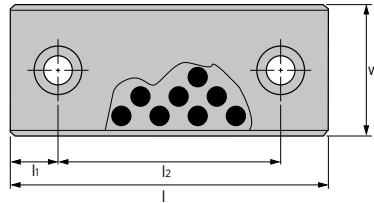
CODE	d	s	d <sub>1</sub>
A101-16-022	22	6	8
A101-16-025	25	6	8
A101-16-032	32	6	8
A101-16-040	40	6	8
A101-16-050	50	6	8
A101-16-060	60	6	8
A101-16-070	70	6	8
A101-16-093	93	12	12


 Material :  
 CK45

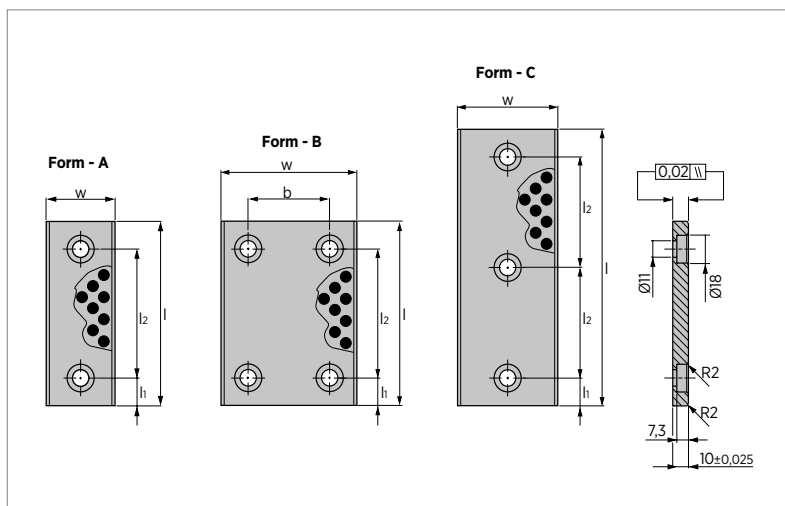

CODE	d	s h10	Guide Posts Size
A102-01-025	22,5	2,5	Ø25
A102-01-032	28	4	Ø32
A102-01-040	36	4	Ø40
A102-01-050	46	4	Ø50
A102-01-063	57	6	Ø63
A102-01-080	74	6	Ø80
A102-01-100	94	6	Ø100

2


 Material :  
 Bronze + Graphite

 Hardness  
 HB ≥ 190


CODE	w	l	l <sub>1</sub>	l <sub>2</sub>
G220-01-018-075	18	75	15	45
G220-01-018-100	18	100	25	50
G220-01-018-125	18	125	25	75
G220-01-018-150	18	150	25	100
G220-01-028-075	28	75	15	45
G220-01-028-100	28	100	25	50
G220-01-028-125	28	125	25	75
G220-01-028-150	28	150	25	100
G220-01-038-075	38	75	15	45
G220-01-038-100	38	100	25	50
G220-01-038-125	38	125	25	75
G220-01-038-150	38	150	25	100
G220-01-048-075	48	75	15	45
G220-01-048-100	48	100	25	50
G220-01-048-125	48	125	25	75
G220-01-048-150	48	150	25	100

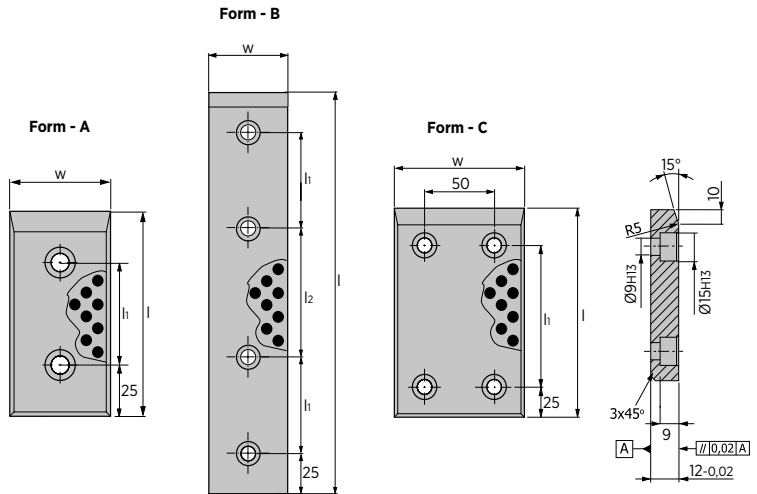

 Material :  
 Bronze + Graphite

 Hardness  
 HB ≥ 190

2


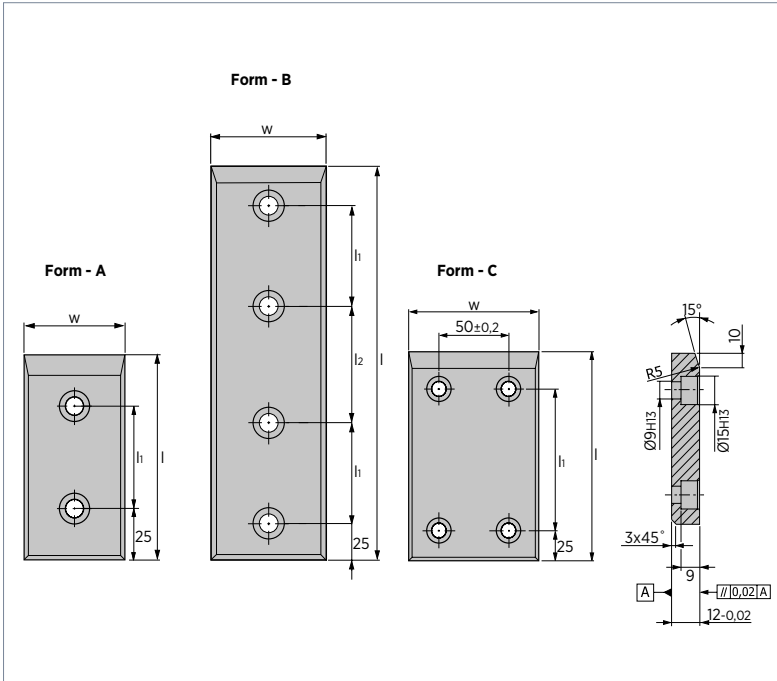
CODE	Form	w	l	h	l <sub>2</sub>	b
G220-03-028-075	A	28	75	15	45	-
G220-03-028-100	A	28	100	25	50	-
G220-03-028-125	A	28	125	25	75	-
G220-03-028-150	A	28	150	25	100	-
G220-03-038-075	A	38	75	15	45	-
G220-03-038-100	A	38	100	25	50	-
G220-03-038-125	A	38	125	25	75	-
G220-03-038-150	A	38	150	25	100	-
G220-03-048-075	A	48	75	15	45	-
G220-03-048-100	A	48	100	25	50	-
G220-03-048-125	A	48	125	25	75	-
G220-03-048-150	A	48	150	25	100	-
G220-03-048-200	A	48	200	50	100	-
G220-03-058-075	A	58	75	15	45	-
G220-03-058-100	A	58	100	25	50	-
G220-03-058-125	A	58	125	25	75	-
G220-03-058-150	A	58	150	25	100	-
G220-03-058-200	A	58	200	50	100	-
G220-03-075-075	A	75	75	15	45	-
G220-03-075-100	A	75	100	25	50	-
G220-03-075-125	A	75	125	25	75	-
G220-03-075-150	A	75	150	25	100	-
G220-03-075-200	C	75	200	25	75	-
G220-03-100-100	B	100	100	25	50	50
G220-03-100-125	B	100	125	25	75	50
G220-03-100-150	B	100	150	25	100	50
G220-03-100-200	B	100	200	25	150	50
G220-03-100-250	B	100	250	25	200	50
G220-03-125-150	B	125	150	25	100	50
G220-03-125-200	B	125	200	25	150	50
G220-03-125-250	B	125	250	25	200	50
G220-03-150-150	B	150	150	25	100	100
G220-03-150-200	B	150	200	25	150	100

2


 Material :  
 Bronze + Graphite  
 Hardness  
 HB ≥ 190


CODE	Form	w	l ±0,2	h <sub>1</sub> ±0,2	l <sub>2</sub> ±0,2
G222-01-030-080	A	30	80	30	-
G222-01-030-100	A	30	100	50	-
G222-01-030-125	A	30	125	75	-
G222-01-030-160	A	30	160	110	-
G222-01-030-200	A	30	200	150	-
G222-01-040-080	A	40	80	30	-
G222-01-040-100	A	40	100	50	-
G222-01-040-125	A	40	125	75	-
G222-01-040-160	A	40	160	110	-
G222-01-040-200	A	40	200	150	-
G222-01-050-080	A	50	80	30	-
G222-01-050-100	A	50	100	50	-
G222-01-050-125	A	50	125	75	-
G222-01-050-160	A	50	160	110	-
G222-01-050-180	A	50	180	130	-
G222-01-050-200	A	50	200	150	-
G222-01-050-250	B	50	250	60	80
G222-01-050-300	B	50	300	80	90

CODE	Form	w	l ±0,2	h <sub>1</sub> ±0,2	l <sub>2</sub> ±0,2
G222-01-050-350	B	50	350	100	100
G222-01-050-400	B	50	400	120	110
G222-01-060-080	A	60	80	30	-
G222-01-060-100	A	60	100	50	-
G222-01-060-125	A	60	125	75	-
G222-01-060-160	A	60	160	110	-
G222-01-060-180	A	60	180	130	-
G222-01-060-200	A	60	200	150	-
G222-01-080-080	A	80	80	30	-
G222-01-080-100	A	80	100	50	-
G222-01-080-125	A	80	125	75	-
G222-01-080-160	A	80	160	110	-
G222-01-080-200	A	80	200	150	-
G222-01-100-125	C	100	125	75	-
G222-01-100-160	C	100	160	110	-
G222-01-100-200	C	100	200	150	-
G222-01-100-225	C	100	225	175	-
G222-01-100-250	C	100	250	200	-



Material :  
16MnCr5

Surface Hardened  
HRC 60 ± 64

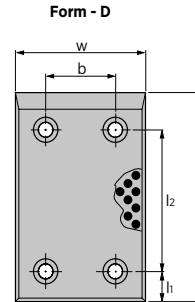
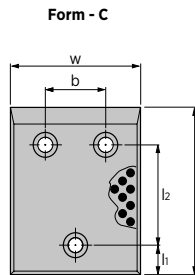
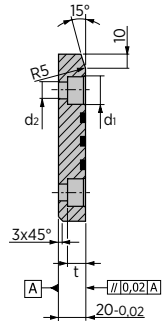
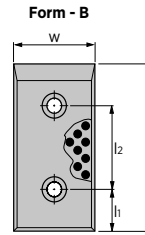
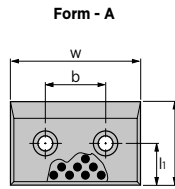


2

CODE	Form	w	l ±0,2	h ±0,2	l <sub>2</sub> ±0,2
G223-01-030-080	A	30	80	30	-
G223-01-030-100	A	30	100	50	-
G223-01-030-125	A	30	125	75	-
G223-01-030-160	A	30	160	110	-
G223-01-030-200	A	30	200	150	-
G223-01-040-080	A	40	80	30	-
G223-01-040-100	A	40	100	50	-
G223-01-040-125	A	40	125	75	-
G223-01-040-160	A	40	160	110	-
G223-01-040-200	A	40	200	150	-
G223-01-050-080	A	50	80	30	-
G223-01-050-100	A	50	100	50	-
G223-01-050-125	A	50	125	75	-
G223-01-050-160	A	50	160	110	-
G223-01-050-180	A	50	180	130	-
G223-01-050-200	A	50	200	150	-
G223-01-050-250	B	50	250	60	80
G223-01-050-300	B	50	300	80	90

CODE	Form	w	l ±0,2	h ±0,2	l <sub>2</sub> ±0,2
G223-01-050-350	B	50	350	100	100
G223-01-050-400	B	50	400	120	110
G223-01-060-080	A	60	80	30	-
G223-01-060-100	A	60	100	50	-
G223-01-060-125	A	60	125	75	-
G223-01-060-160	A	60	160	110	-
G223-01-060-180	A	60	180	130	-
G223-01-060-200	A	60	200	150	-
G223-01-080-080	A	80	80	30	-
G223-01-080-100	A	80	100	50	-
G223-01-080-125	A	80	125	75	-
G223-01-080-160	A	80	160	110	-
G223-01-080-200	A	80	200	150	-
G223-01-100-125	C	100	125	75	-
G223-01-100-160	C	100	160	110	-
G223-01-100-200	C	100	200	150	-
G223-01-100-225	C	100	225	175	-
G223-01-100-250	C	100	250	200	-

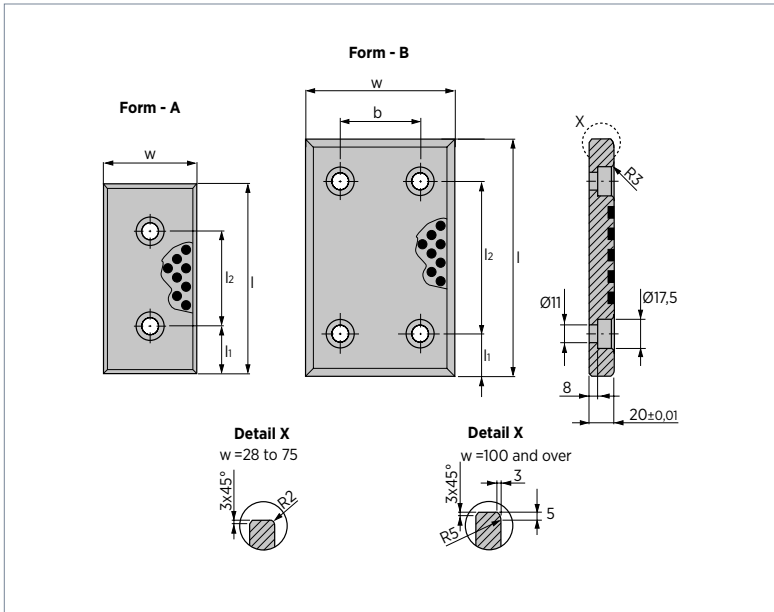

 Material :  
 Bronze + Graphite

 Hardness  
 HB ≥ 190


CODE	Form	w	l ±0,2	l1 ±0,2	l2 ±0,2	d1 H13	d2 H13	b ±0,2	t
G224-01-050-080	B	50	80	25	30	15	9	-	9
G224-01-050-100	B	50	100	25	50	20	13,5	-	13
G224-01-050-125	B	50	125	25	75	20	13,5	-	13
G224-01-050-160	B	50	160	25	110	20	13,5	-	13
G224-01-050-200	B	50	200	25	150	20	13,5	-	13
G224-01-080-050	A	80	50	25	-	15	9	30	9
G224-01-080-080	B	80	80	25	30	20	13,5	-	13
G224-01-080-100	B	80	100	25	50	20	13,5	-	13
G224-01-080-125	B	80	125	25	75	20	13,5	-	13
G224-01-080-160	B	80	160	25	110	20	13,5	-	13
G224-01-080-200	B	80	200	25	150	20	13,5	-	13
G224-01-080-250	B	80	250	40	170	20	13,5	-	13
G224-01-080-315	B	80	315	40	235	20	13,5	-	13
G224-01-100-050	A	100	50	25	-	20	13,5	50	13
G224-01-100-080	A	100	80	40	-	20	13,5	50	13
G224-01-100-100	B	100	100	25	50	20	13,5	-	13
G224-01-100-125	B	100	125	25	75	20	13,5	-	13
G224-01-100-160	B	100	160	25	110	20	13,5	-	13
G224-01-100-200	B	100	200	25	150	20	13,5	-	13
G224-01-100-250	B	100	250	40	170	20	13,5	-	13
G224-01-100-315	B	100	315	40	235	20	13,5	-	13

CODE	Form	w	l ±0,2	l1 ±0,2	l2 ±0,2	d1 H13	d2 H13	b ±0,2	t
G224-01-125-050	A	125	50	25	-	20	13,5	75	13
G224-01-125-080	A	125	80	40	-	20	13,5	75	13
G224-01-125-100	C	125	100	25	50	20	13,5	75	13
G224-01-125-125	C	125	125	25	75	20	13,5	75	13
G224-01-125-160	C	125	160	25	110	20	13,5	75	13
G224-01-125-200	C	125	200	25	150	20	13,5	75	13
G224-01-125-250	C	125	250	40	170	20	13,5	75	13
G224-01-125-315	C	125	315	40	235	20	13,5	75	13
G224-01-160-050	A	160	50	25	-	20	13,5	110	13
G224-01-160-080	A	160	80	40	-	20	13,5	110	13
G224-01-160-100	C	160	100	25	50	20	13,5	110	13
G224-01-160-125	C	160	125	25	75	20	13,5	110	13
G224-01-160-160	C	160	160	25	110	20	13,5	110	13
G224-01-160-200	C	160	200	25	150	20	13,5	110	13
G224-01-160-250	D	160	250	40	170	20	13,5	110	13
G224-01-160-315	D	160	315	40	235	20	13,5	110	13
G224-01-160-2501	C	160	250	40	170	20	13,5	110	13
G224-01-160-3151	C	160	315	40	235	20	13,5	110	13





 Material :  
 Bronze + Graphite  
 Hardness  
 HB ≥ 190

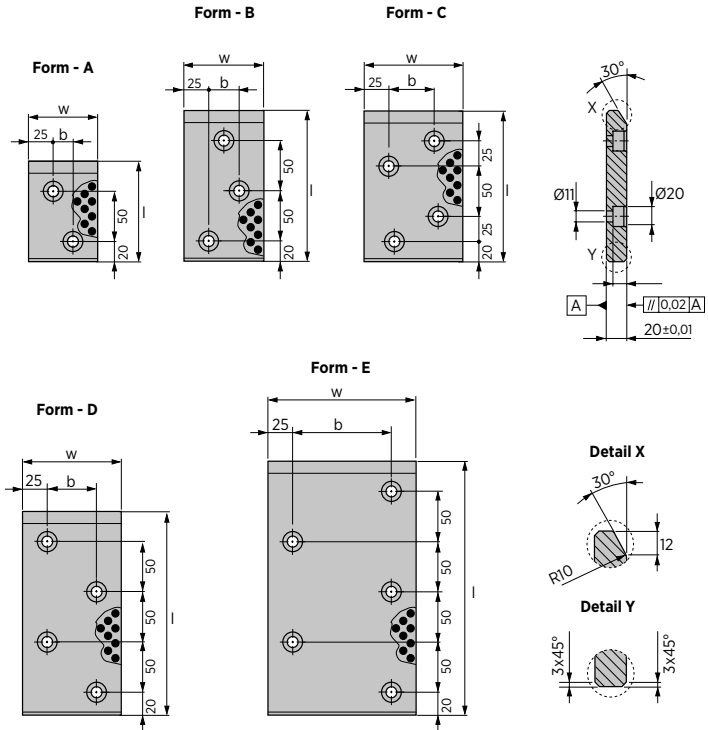

2

CODE	Form	w -0,1/-0,3	l -0,1/-0,3	h	l <sub>2</sub> ±0,2	b
G224-02-028-075	A	28	75	15	45	-
G224-02-028-100	A	28	100	25	50	-
G224-02-028-150	A	28	150	25	100	-
G224-02-038-075	A	38	75	15	45	-
G224-02-038-100	A	38	100	25	50	-
G224-02-038-150	A	38	150	25	100	-
G224-02-038-200	A	38	200	25	150	-
G224-02-048-075	A	48	75	15	45	-
G224-02-048-100	A	48	100	25	50	-
G224-02-048-125	A	48	125	25	75	-
G224-02-048-150	A	48	150	25	100	-
G224-02-048-200	A	48	200	25	150	-
G224-02-058-075	A	58	75	15	45	-
G224-02-058-100	A	58	100	25	50	-
G224-02-058-150	A	58	150	25	100	-
G224-02-075-075	A	75	75	15	45	-
G224-02-075-100	A	75	100	25	50	-
G224-02-075-125	A	75	125	25	75	-
G224-02-075-150	A	75	150	25	100	-
G224-02-075-200	A	75	200	25	150	-


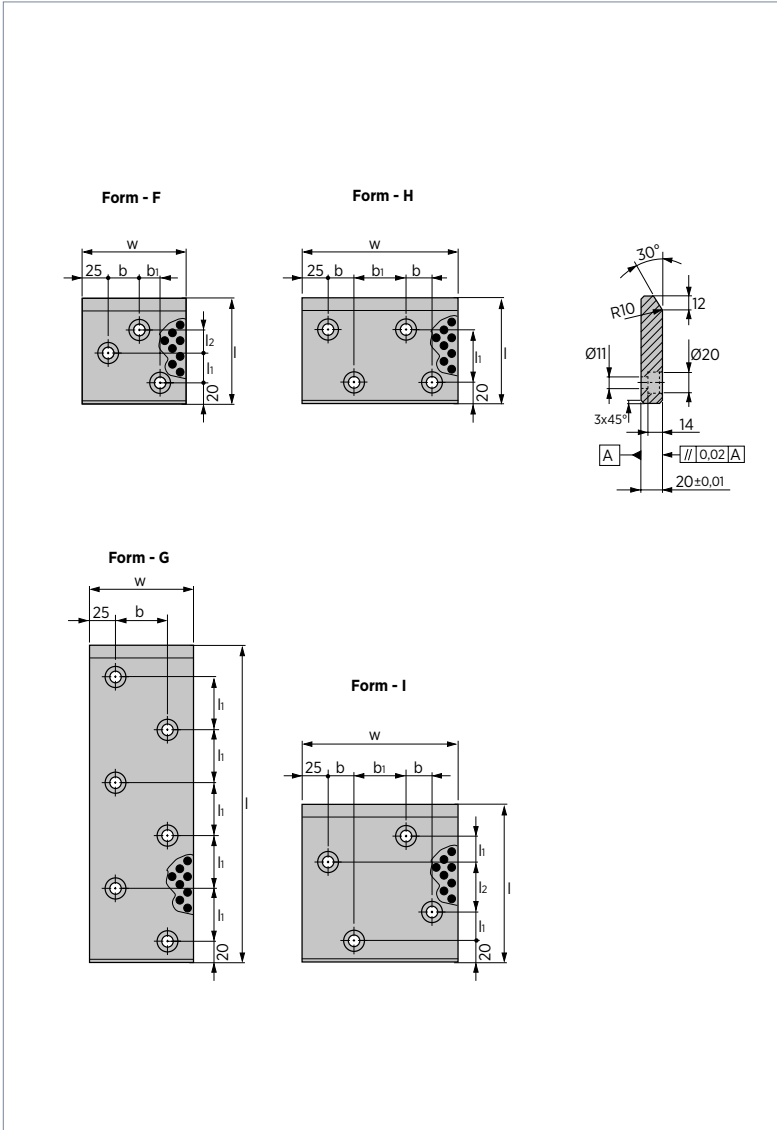
CODE	Form	w -0,1/-0,3	l -0,1/-0,3	h	l <sub>2</sub> ±0,2	b
G224-02-100-100	B	100	100	25	50	50
G224-02-100-125	B	100	125	25	75	50
G224-02-100-150	B	100	150	25	100	50
G224-02-100-200	B	100	200	25	150	50
G224-02-100-250	B	100	250	25	200	50
G224-02-100-300	B	100	300	25	250	50
G224-02-125-125	B	125	125	25	75	50
G224-02-125-150	B	125	150	25	100	50
G224-02-125-200	B	125	200	25	150	50
G224-02-125-250	B	125	250	25	200	50
G224-02-125-300	B	125	300	25	250	50
G224-02-125-350	B	125	350	25	300	50
G224-02-150-150	B	150	150	25	100	100
G224-02-150-200	B	150	200	25	150	100
G224-02-150-250	B	150	250	25	200	100
G224-02-150-300	B	150	300	25	250	100
G224-02-150-350	B	150	350	25	300	100
G224-02-200-200	B	200	200	25	150	150
G224-02-200-250	B	200	250	25	200	150
G224-02-200-300	B	200	300	25	250	150
G224-02-200-350	B	200	350	25	300	150

2


 Material :  
 Bronze + Graphite

 Hardness  
 HB ≥ 190


CODE	Form	w -2	l ±0,1	b ±0,1
G224-08-070-100	A	70	100	20
G224-08-070-150	B	70	150	20
G224-08-070-200	D	70	200	20
G224-08-100-150	C	100	150	50
G224-08-100-200	D	100	200	50
G224-08-100-250	E	100	250	50
G224-08-150-200	D	150	200	100
G224-08-150-250	E	150	250	100



 Material :  
 Bronze + Graphite

 Hardness  
 HB ≥ 190

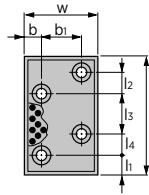
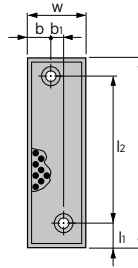
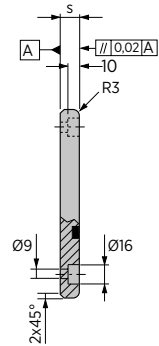
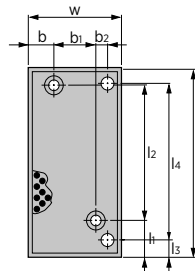
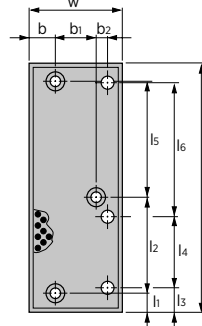
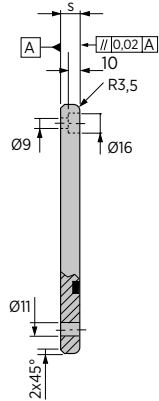
2

CODE	Form	w -2	l ±0,1	h ±0,1	l <sub>2</sub> ±0,1	b ±0,1	b <sub>1</sub> ±0,1
G224-08-100-100	F	100	100	25	25	30	20
G224-08-100-300	G	100	300	50	-	50	-
G224-08-150-100	H	150	100	50	-	25	50
G224-08-150-150	I	150	150	25	50	25	50
G224-08-150-300	G	150	300	50	-	100	-
G224-08-200-100	H	200	100	50	-	50	50


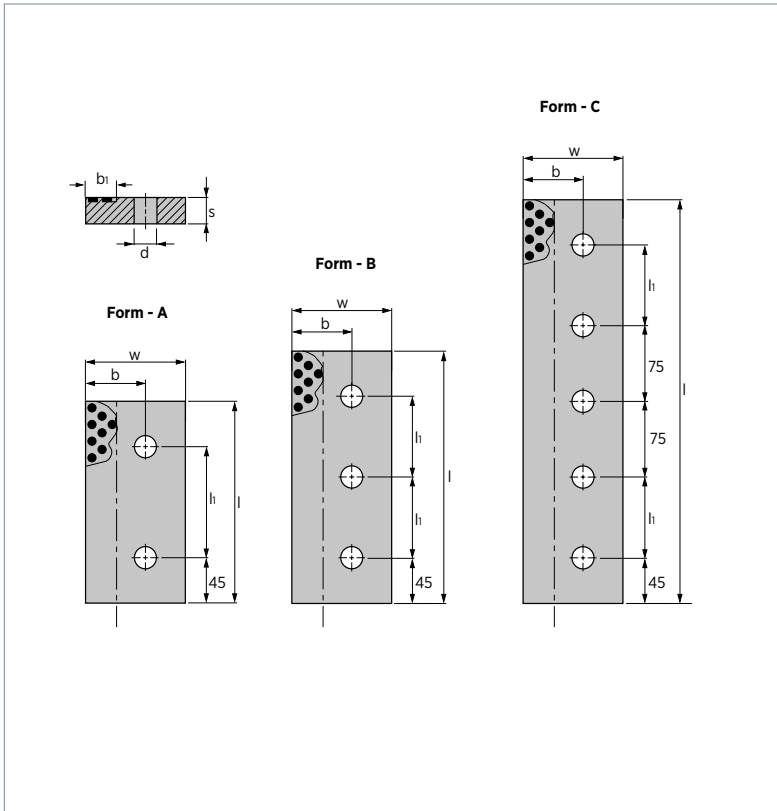
2


 Material :  
 Bronze + Graphite

 Hardness  
 HB ≥ 190

**Form - A**

**Form - B**

**Form - A, B**

**Form - C**

**Form - D**

**Form - C, D**


CODE	Form	w	s	l	l <sub>1</sub>	l <sub>2</sub>	l <sub>3</sub>	l <sub>4</sub>	l <sub>5</sub>	l <sub>6</sub>	b	b <sub>1</sub>	b <sub>2</sub>
G224-09-050-063	B	50	16+0,05	63	12	39	-	-	-	-	15	20	-
G224-09-050-160	B	50	16+0,01	160	21	126	-	-	-	-	19	12	-
G224-09-050-250	D	50	16+0,01	250	21	100	-	-	-	-	19	12	-
G224-09-063-100	A	63	16+0,05	100	15	18	34	18	-	-	12	39	-
G224-09-080-160	C	80	16+0,01	160	31	116	15	130	-	-	22	36	10
G224-09-080-250	D	80	16+0,01	250	21	100	25	80	116	130	22	36	10

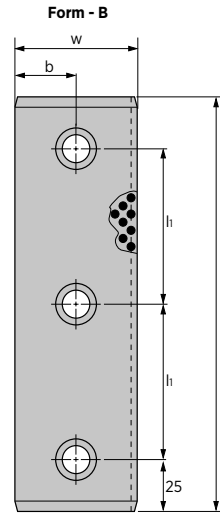
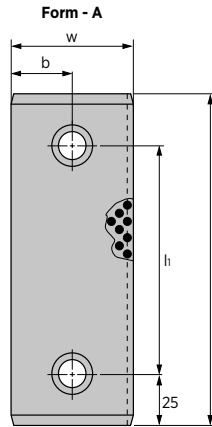
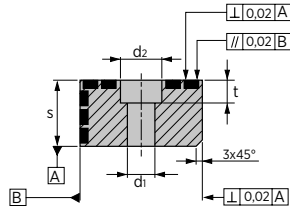

 Material :  
 Bronze + Graphite

 Hardness  
 HB ≥ 190


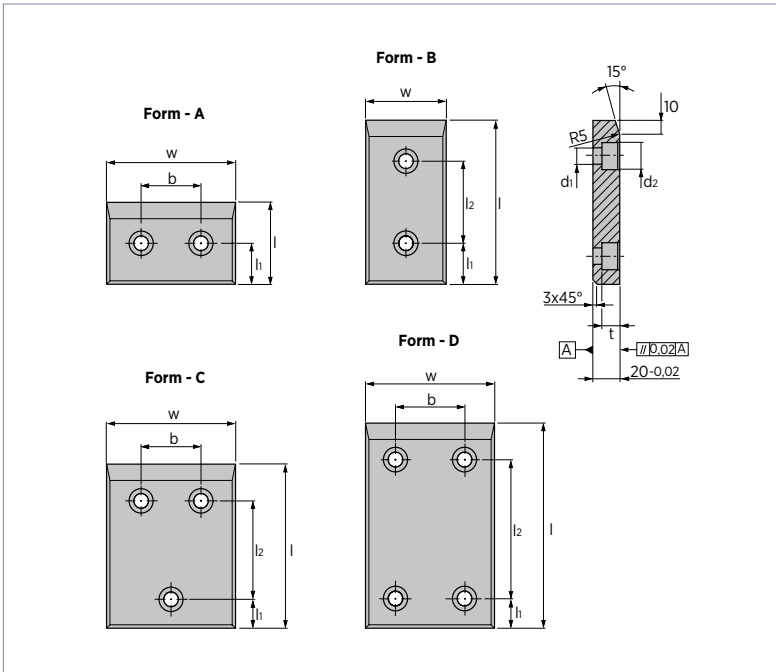
CODE	Form	w	s	l	h ±0,2	b	b <sub>1</sub>	d H13
G224-11-075-160	A	75	25	160	70	40	25	17,5
G224-11-075-200	A	75	25	200	110	40	25	17,5
G224-11-075-250	B	75	25	250	80	40	25	17,5
G224-11-100-160	A	100	25	160	70	60	30	17,5
G224-11-100-200	A	100	25	200	110	60	30	17,5
G224-11-100-250	B	100	25	250	80	60	30	17,5
G224-11-100-400	C	100	25	400	80	60	30	17,5
G224-11-100-1601	A	100	30	160	70	60	30	22
G224-11-100-2001	A	100	30	200	110	60	30	22
G224-11-100-2501	B	100	30	250	80	60	30	22
G224-11-100-4001	C	100	30	400	80	60	30	22
G224-11-125-160	A	125	30	160	70	75	30	22
G224-11-125-200	A	125	30	200	110	75	30	22
G224-11-125-250	B	125	30	250	80	75	30	22
G224-11-125-400	C	125	30	400	80	75	30	22

**2**

 Material :  
 Bronze + Graphite

 Hardness  
 HB ≥ 190


CODE	Form	w -0,02	s -0,02	l	h <sub>1</sub>	b	d <sub>1</sub> H13	d <sub>2</sub> H13	t
G224-12-012-110	A	25	12	110	60	12,5	9	15	9
G224-12-012-120	A	25	12	120	70	12,5	9	15	9
G224-12-015-110	A	25	15	110	60	12,5	11	18	11
G224-12-015-120	A	25	15	120	70	12,5	11	18	11
G224-12-030-125	A	60	30	125	75	30	13,5	20	13
G224-12-030-160	A	60	30	160	110	30	13,5	20	13
G224-12-030-200	B	60	30	200	75	30	13,5	20	13
G224-12-040-125	A	60	40	125	75	30	13,5	20	13
G224-12-040-160	A	60	40	160	110	30	13,5	20	13
G224-12-040-200	B	60	40	200	75	30	13,5	20	13


 Material :  
 16MnCr5  
 Surface Hardened  
 HRC 60 ± 64


2

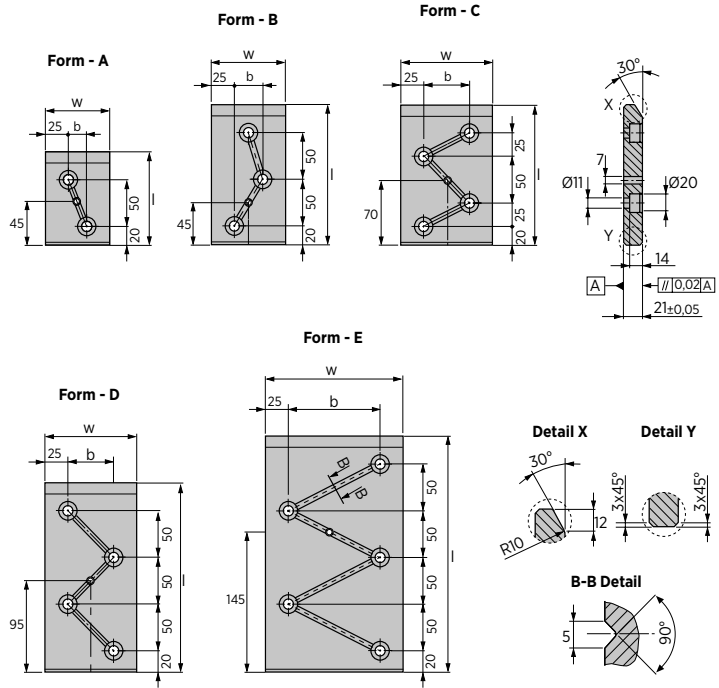
CODE	Form	w	l ±0,2	h ±0,2	l <sub>2</sub> ±0,2	b ±0,2	d <sub>1</sub> H13	d <sub>2</sub> H13	t
G225-01-050-080	B	50	80	25	30	-	9	15	9
G225-01-050-100	B	50	100	25	50	-	13,5	20	13
G225-01-050-125	B	50	125	25	75	-	13,5	20	13
G225-01-050-160	B	50	160	25	110	-	13,5	20	13
G225-01-050-200	B	50	200	25	150	-	13,5	20	13
G225-01-080-050	A	80	50	25	-	30	9	15	9
G225-01-080-080	B	80	80	25	30	-	13,5	20	13
G225-01-080-100	B	80	100	25	50	-	13,5	20	13
G225-01-080-125	B	80	125	25	75	-	13,5	20	13
G225-01-080-160	B	80	160	25	110	-	13,5	20	13
G225-01-080-200	B	80	200	25	150	-	13,5	20	13
G225-01-080-250	B	80	250	40	170	-	13,5	20	13
G225-01-080-315	B	80	315	40	235	-	13,5	20	13
G225-01-100-050	A	100	50	25	-	50	13,5	20	13
G225-01-100-080	A	100	80	40	-	50	13,5	20	13
G225-01-100-100	B	100	100	25	50	-	13,5	20	13
G225-01-100-125	B	100	125	25	75	-	13,5	20	13
G225-01-100-160	B	100	160	25	110	-	13,5	20	13
G225-01-100-200	B	100	200	25	150	-	13,5	20	13
G225-01-100-250	B	100	250	40	170	-	13,5	20	13
G225-01-100-315	B	100	315	40	235	-	13,5	20	13

CODE	Form	w	l ±0,2	h ±0,2	l <sub>2</sub> ±0,2	b ±0,2	d <sub>1</sub> H13	d <sub>2</sub> H13	t
G225-01-125-050	A	125	50	25	-	75	13,5	20	13
G225-01-125-080	A	125	80	40	-	75	13,5	20	13
G225-01-125-100	C	125	100	25	50	75	13,5	20	13
G225-01-125-125	C	125	125	25	75	75	13,5	20	13
G225-01-125-160	C	125	160	25	110	75	13,5	20	13
G225-01-125-200	C	125	200	25	150	75	13,5	20	13
G225-01-125-250	C	125	250	40	170	75	13,5	20	13
G225-01-125-315	C	125	315	40	235	75	13,5	20	13
G225-01-160-050	A	160	50	25	-	110	13,5	20	13
G225-01-160-080	A	160	80	40	-	110	13,5	20	13
G225-01-160-100	C	160	100	25	50	110	13,5	20	13
G225-01-160-125	C	160	125	25	75	110	13,5	20	13
G225-01-160-160	C	160	160	25	110	110	13,5	20	13
G225-01-160-200	C	160	200	25	150	110	13,5	20	13
G225-01-160-250	D	160	250	40	170	110	13,5	20	13
G225-01-160-315	D	160	315	40	235	110	13,5	20	13
G225-01-160-2501	C	160	250	40	170	110	13,5	20	13
G225-01-160-3151	C	160	315	40	235	110	13,5	20	13



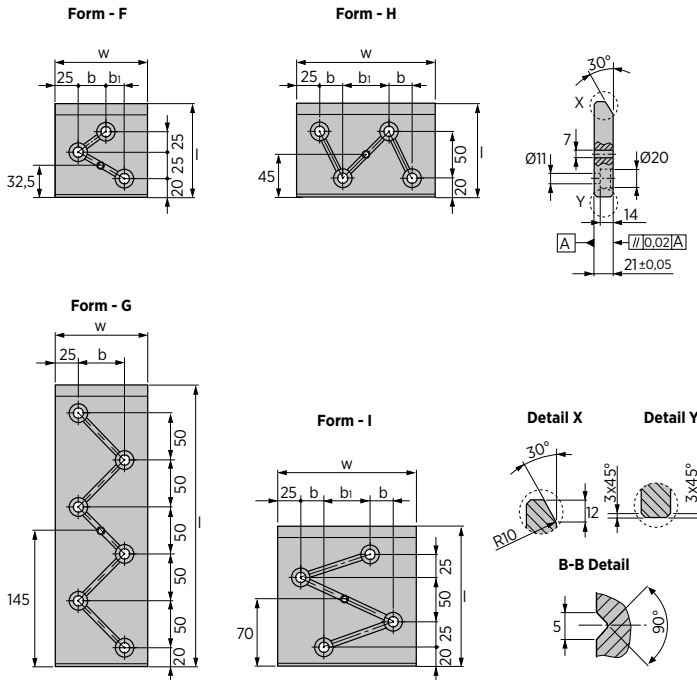
2

 Material :  
 16MnCr5

 Surface Hardened  
 HRC 58 ÷ 60


CODE	Form	w -2	l ±0,1	b ±0,1
G225-07-070-100	A	70	100	20
G225-07-070-150	B	70	150	20
G225-07-070-200	D	70	200	20
G225-07-100-150	C	100	150	50
G225-07-100-200	D	100	200	50
G225-07-100-250	E	100	250	50
G225-07-150-200	D	150	200	100
G225-07-150-250	E	150	250	100




**2**

 Material :  
 16MnCr5

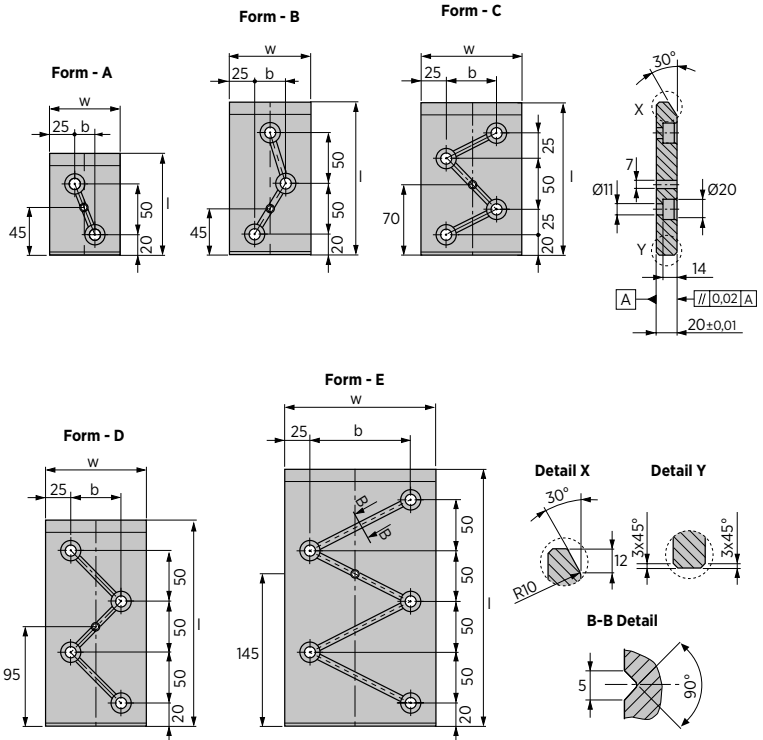
 Hardened  
 HRC 58 ÷ 60

CODE	Form	w ±0,1	l ±0,1	b ±0,1	b <sub>1</sub> ±0,1
G225-07-100-100	F	100	100	30	20
G225-07-100-300	G	100	300	50	-
G225-07-150-100	H	150	100	25	50
G225-07-150-150	I	150	150	25	50
G225-07-150-300	G	150	300	100	-
G225-07-200-100	H	200	100	50	50



2

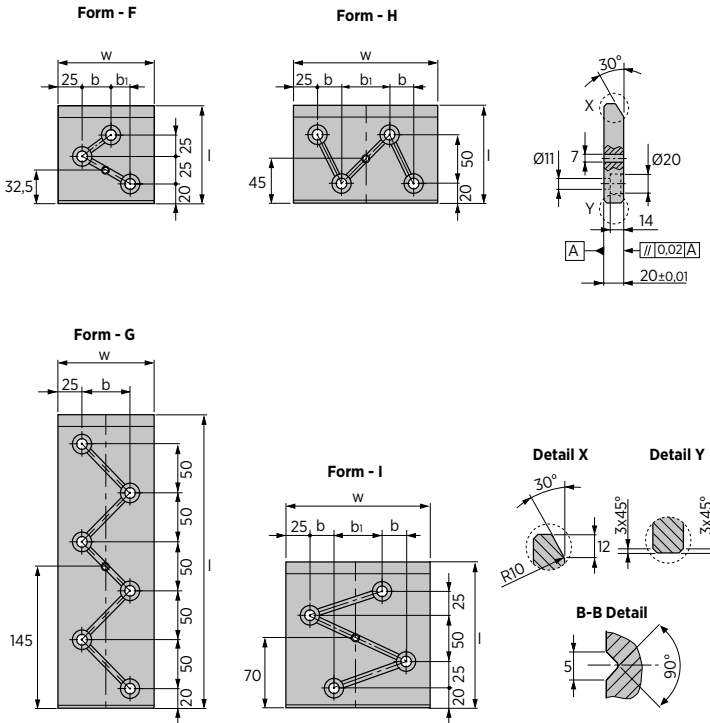
 Material :  
 16MnCr5

 Hardened  
 HRC 58 ÷ 60


CODE	Form	w -2	l ±0,1	b ±0,1
G225-07-070-1001	A	70	100	20
G225-07-070-1501	B	70	150	20
G225-07-070-2001	D	70	200	20
G225-07-100-1501	C	100	150	50
G225-07-100-2001	D	100	200	50
G225-07-100-2501	E	100	250	50
G225-07-150-2001	D	150	200	100
G225-07-150-2501	E	150	250	100



2

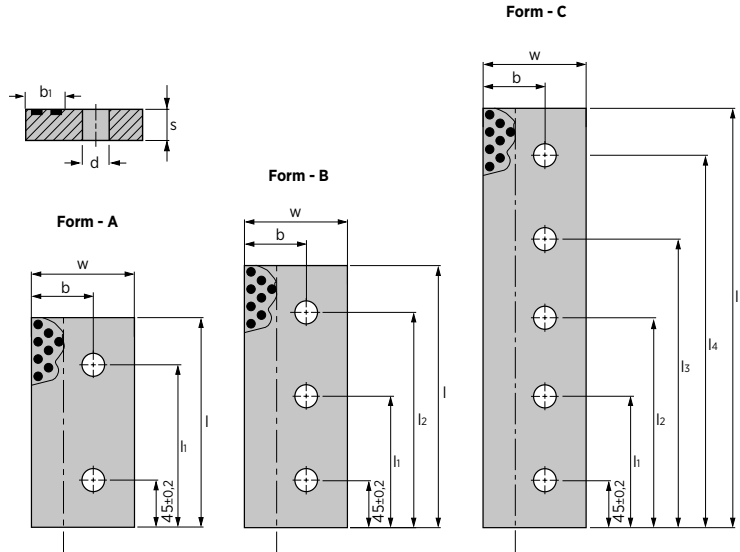

 Material :  
 16MnCr5

 Surface Hardened  
 HRC 58 ÷ 60


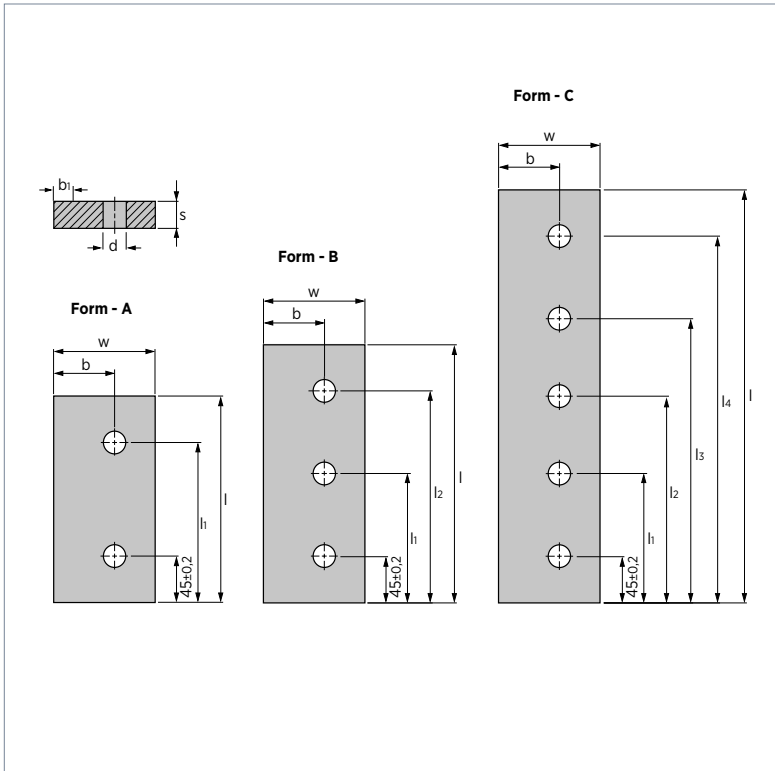
CODE	Form	w -2	l ±0,1	b ±0,1	b <sub>1</sub> ±0,1
G225-07-100-1001	F	100	100	30	20
G225-07-100-3001	G	100	300	50	-
G225-07-150-1001	H	150	100	25	50
G225-07-150-1501	I	150	150	25	50
G225-07-150-3001	G	150	300	100	-
G225-07-200-1001	H	200	100	50	50

2



 Material :  
 CK45 + Graphite

 Surface Hardened  
 HRC 58 ± 62


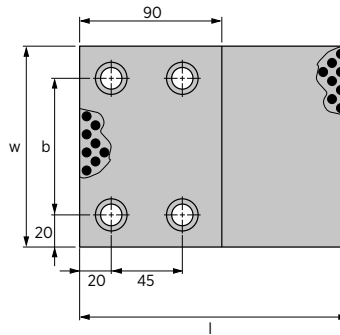
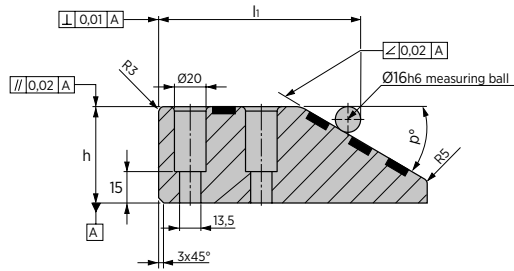
CODE	Form	w	s	l	l <sub>1</sub> ±0,2	l <sub>2</sub> ±0,2	l <sub>3</sub> ±0,2	l <sub>4</sub> ±0,2	b	b <sub>1</sub>	d H13
G225-08-075-160	A	75	25	160	115	-	-	-	40	25	17,5
G225-08-075-200	A	75	25	200	155	-	-	-	40	25	17,5
G225-08-075-250	B	75	25	250	125	205	-	-	40	25	17,5
G225-08-100-160	A	100	25	160	115	-	-	-	60	30	17,5
G225-08-100-200	A	100	25	200	155	-	-	-	60	30	17,5
G225-08-100-250	B	100	25	250	125	205	-	-	60	30	17,5
G225-08-100-400	C	100	25	400	125	200	275	355	60	30	17,5
G225-08-100-1601	A	100	30	160	115	-	-	-	60	30	22
G225-08-100-2001	A	100	30	200	155	-	-	-	60	30	22
G225-08-100-2501	B	100	30	250	125	205	-	-	60	30	22
G225-08-100-4001	C	100	30	400	125	200	275	355	60	30	22
G225-08-125-160	A	125	30	160	115	-	-	-	75	30	22
G225-08-125-200	A	125	30	200	155	-	-	-	75	30	22
G225-08-125-250	B	125	30	250	125	205	-	-	75	30	22
G225-08-125-400	C	125	30	400	125	200	275	355	75	30	22


 Material :  
 CK45  
 Surface Hardened  
 HRC 58 ÷ 62

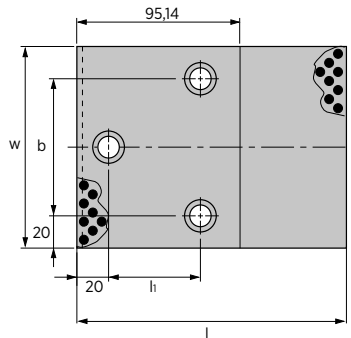
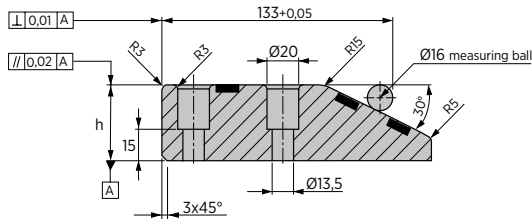


CODE	Form	w	s	l	h ±0,2	l2 ±0,2	l3 ±0,2	l4 ±0,2	b	b1	d H13
G225-09-075-160	A	75	25	160	115	-	-	-	40	25	17,5
G225-09-075-200	A	75	25	200	155	-	-	-	40	25	17,5
G225-09-075-250	B	75	25	250	125	205	-	-	40	25	17,5
G225-09-100-160	A	100	25	160	115	-	-	-	60	30	17,5
G225-09-100-200	A	100	25	200	155	-	-	-	60	30	17,5
G225-09-100-250	B	100	25	250	125	205	-	-	60	30	17,5
G225-09-100-400	C	100	25	400	125	200	275	355	60	30	17,5
G225-09-100-1601	A	100	30	160	115	-	-	-	60	30	22
G225-09-100-2001	A	100	30	200	155	-	-	-	60	30	22
G225-09-100-2501	B	100	30	250	125	205	-	-	60	30	22
G225-09-100-4001	C	100	30	400	125	200	275	355	60	30	22
G225-09-125-160	A	125	30	160	115	-	-	-	75	30	22
G225-09-125-200	A	125	30	200	155	-	-	-	75	30	22
G225-09-125-250	B	125	30	250	125	205	-	-	75	30	22
G225-09-125-400	C	125	30	400	125	200	275	355	75	30	22


**2**

 Material :  
 Bronze + Graphite

 Hardness  
 HB  $\geq$  190


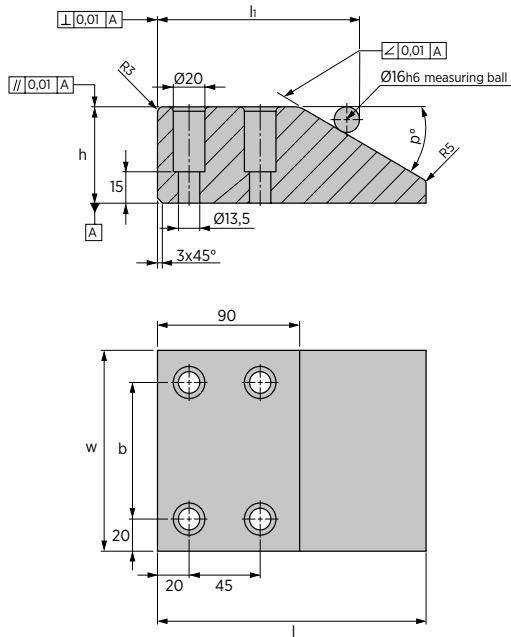
CODE	w	h $\pm 0,01$	l	l <sub>1</sub> $\pm 0,05$	b	p
G228-01-10015045	100	45	150	127,86	60	30°
G228-01-10017045	100	45	170	143,37	60	20°
G228-01-10017060	100	60	170	127,86	60	30°
G228-01-12515045	125	45	150	127,86	85	30°
G228-01-12517045	125	45	170	143,37	85	20°
G228-01-12517060	125	60	170	127,86	85	30°
G228-01-15015045	150	45	150	127,86	110	30°
G228-01-15017045	150	45	170	143,37	110	20°
G228-01-15017060	150	60	170	127,86	110	30°


 Material :  
 Bronze + Graphite

 Hardness  
 HB  $\geq$  190


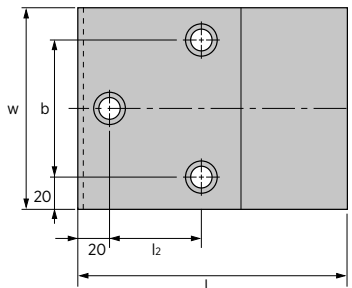
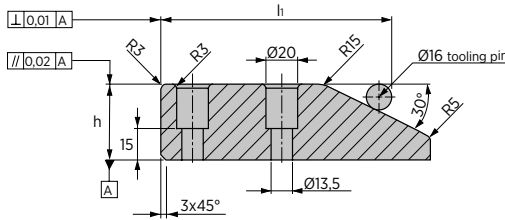
CODE	w	h $\pm 0,05$	l	h <sub>i</sub>	b
G228-04-10012530	100	30	125	50	60
G228-04-10015045	100	45	150	45	60
G228-04-10017060	100	60	170	45	60
G228-04-12512530	125	30	125	50	85
G228-04-12515045	125	45	150	45	85
G228-04-12517060	125	60	170	45	85
G228-04-16012530	160	30	125	50	120
G228-04-16015045	160	45	150	45	120
G228-04-16017060	160	60	170	45	120

**2**

 Material :  
 X153CrMoV12  
 Hardened  
 HRC 60 ± 62


CODE	w	h $\pm 0,01$	l	h $\pm 0,05$	b	p
G229-01-10015045	100	45	150	127,86	60	30°
G229-01-10017045	100	45	170	143,37	60	20°
G229-01-10017060	100	60	170	127,86	60	30°
G229-01-12515045	125	45	150	127,86	85	30°
G229-01-12517045	125	45	170	143,37	85	20°
G229-01-12517060	125	60	170	127,86	85	30°
G229-01-15015045	150	45	150	127,86	110	30°
G229-01-15017045	150	45	170	143,37	110	20°
G229-01-15017060	150	60	170	127,86	110	30°



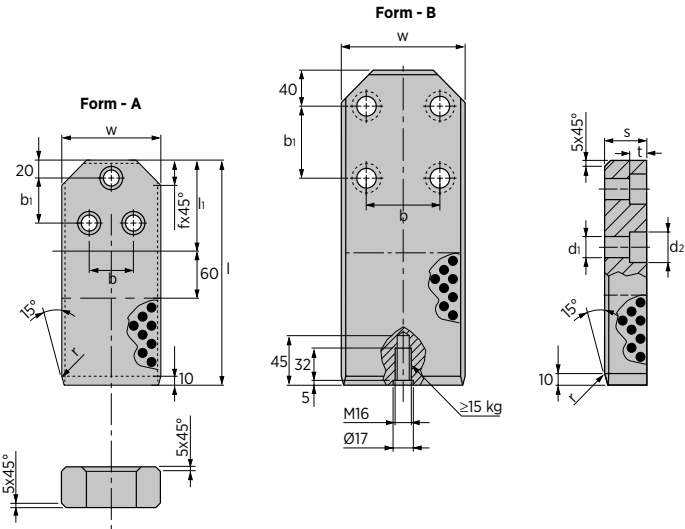


Material :  
42CrMo4  
Hardened  
HRC 56 ÷ 60

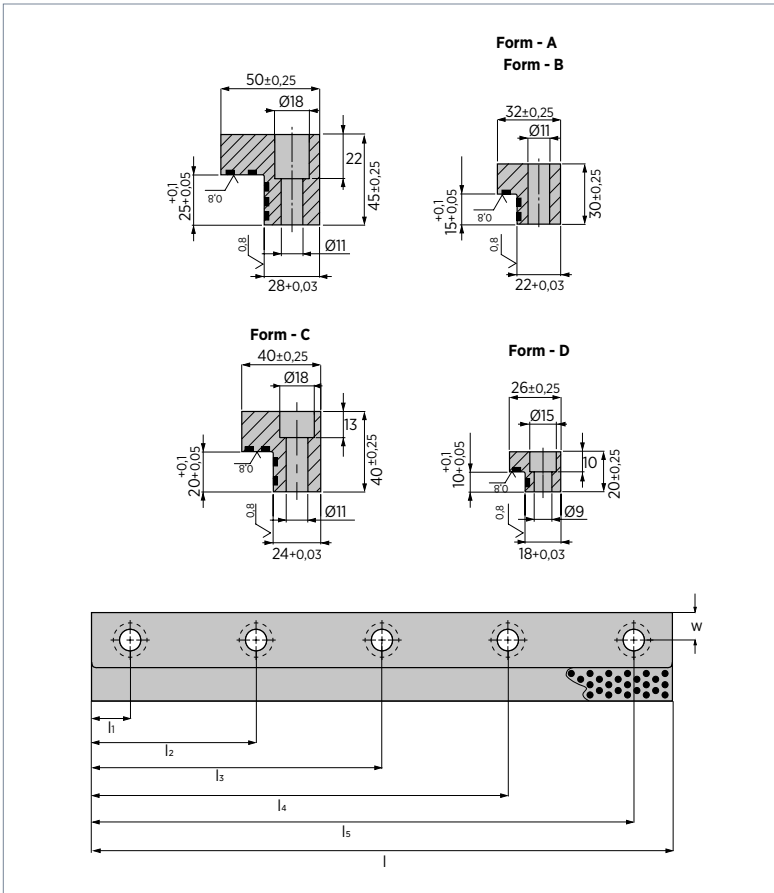


CODE	w	h	l	h <sub>i</sub>	l <sub>2</sub>	b
G229-03-10012530	100	30	125	132,8	50	60
G229-03-10015045	100	45	150	127,9	45	60
G229-03-10017060	100	60	170	127,9	45	60
G229-03-12512530	125	30	125	132,8	50	85
G229-03-12515045	125	45	150	127,9	45	85
G229-03-12517060	125	60	170	127,9	45	85
G229-03-16012530	160	30	125	132,8	50	120
G229-03-16015045	160	45	150	127,9	45	120
G229-03-16017060	160	60	170	127,9	45	120

2


 Material :  
 CK45 + Graphite  
  
 Surface Hardened  
 HRC 58 ± 60


CODE	Form	w f7	s	l	l <sub>1</sub>	b	b <sub>1</sub>	d <sub>1</sub>	d <sub>2</sub>	f	r	t
G229-05-06318036	A	63	36	180	90	36	50	14	20	18	16	16
G229-05-06320036	A	63	36	200	90	36	50	14	20	18	16	16
G229-05-06322436	A	63	36	224	90	36	50	14	20	18	16	16
G229-05-07118036	A	71	36	180	90	36	50	14	20	18	16	16
G229-05-07120036	A	71	36	200	90	36	50	14	20	18	16	16
G229-05-07122436	A	71	36	224	90	36	50	14	20	18	16	16
G229-05-09020036	A	90	36	200	100	50	50	18	26	28	25	21
G229-05-09022436	A	90	36	224	100	50	50	18	26	28	25	21
G229-05-09025036	A	90	36	250	100	50	50	18	26	28	25	21
G229-05-09020045	A	90	45	200	100	50	50	18	26	28	25	21
G229-05-09022445	A	90	45	224	100	50	50	18	26	28	25	21
G229-05-09025045	A	90	45	250	100	50	50	18	26	28	25	21
G229-05-11220045	A	112	45	200	100	50	50	18	26	28	25	21
G229-05-11222445	A	112	45	224	100	50	50	18	26	28	25	21
G229-05-11225045	A	112	45	250	100	50	50	18	26	28	25	21
G229-05-14031545	B	140	45	315	150	90	80	22	33	36	31,5	25,5
G229-05-14040045	B	140	45	400	150	90	80	22	33	36	31,5	25,5
G229-05-14031556	B	140	56	315	150	90	80	22	33	36	31,5	25,5
G229-05-14040056	B	140	56	400	150	90	80	22	33	36	31,5	25,5
G229-05-19031545	B	190	45	315	150	90	80	22	33	36	31,5	25,5
G229-05-19040045	B	190	45	400	150	90	80	22	33	36	31,5	25,5
G229-05-19031556	B	190	56	315	150	90	80	22	33	36	31,5	25,5
G229-05-19040056	B	190	56	400	150	90	80	22	33	36	31,5	25,5
G229-05-24050056	B	240	56	500	250	160	160	26	40	36	31,5	30,5
G229-05-24063056	B	240	56	630	250	160	160	26	40	36	31,5	30,5


 Material :  
 Bronze + Graphite

 Hardness  
 HB ≥ 190

2

CODE	Form	l	h	l <sub>2</sub>	l <sub>3</sub>	l <sub>4</sub>	l <sub>5</sub>	w	Holes
G231-01-2026100	D	100	20	80	-	-	-	9	2
G231-01-2026150	D	150	20	75	130	-	-	9	3
G231-01-2026200	D	200	20	75	125	180	-	9	4
G231-01-3032100	B	100	20	80	-	-	-	11	2
G231-01-3032150	B	150	20	75	130	-	-	11	3
G231-01-3032200	B	200	20	75	125	180	-	11	4
G231-01-3032250	B	250	20	90	160	230	-	11	4
G231-01-4040160	C	160	15	145	-	-	-	12	2
G231-01-4040250	C	250	15	145	225	-	-	12	3
G231-01-4550200	A	200	20	75	125	180	-	14	4
G231-01-4550250	A	250	20	90	160	230	-	14	4
G231-01-4550300	A	300	20	85	150	215	280	14	5
G231-01-4550350	A	350	20	100	175	250	330	14	5

2

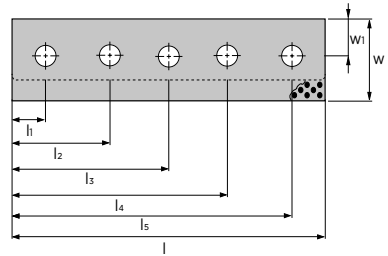
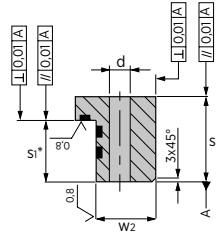

 Material :  
 Bronze + Graphite

 Hardness  
 HB ≥ 190

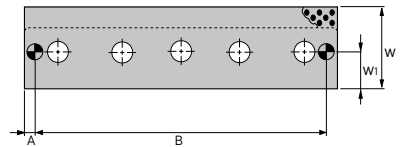
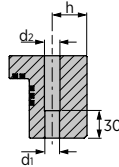
**Ordering Example:**

G231-04-5555100X


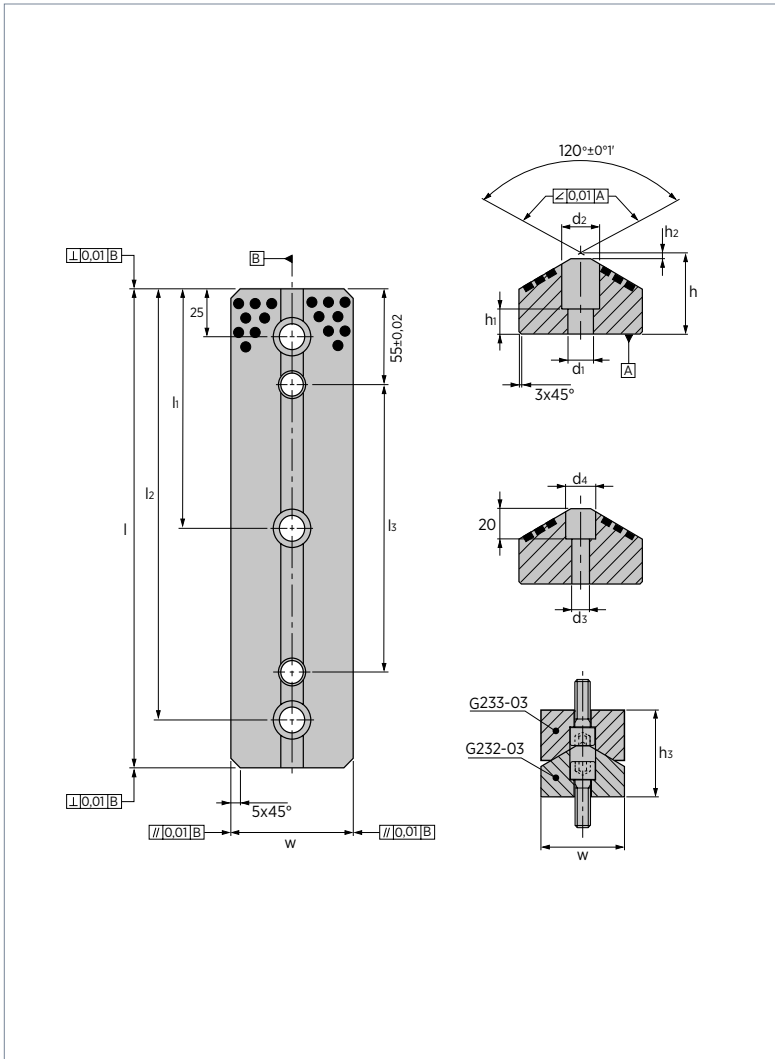
Blank= Without Dowel Holes  
 D= with Dowel Holes(\*without  
 0.5 adjustment machining  
 allowance)



Dowel Holes Location on Request

**Detail - X**


CODE	w ±0,2	s	l -0,2	h ±0,2	l <sub>2</sub> ±0,2	l <sub>3</sub> ±0,2	l <sub>4</sub> ±0,2	l <sub>5</sub> ±0,2	w <sub>1</sub> ±0,2	w <sub>2</sub> -0,02	s <sub>1</sub> +0,1	d H13	h ±0,02	d <sub>1</sub> H7	d <sub>2</sub>	A	B ±0,02
G231-04-5555100	55	55,5	100	27,5	72,5	-	-	-	20	37	39,5	13,5	20	10	11	10	80
G231-04-5555160	55	55,5	160	27,5	132,5	-	-	-	20	37	39,5	13,5	20	10	11	10	140
G231-04-7075160	70	75,5	160	35	125	-	-	-	30	50	55,5	17,5	30	12	13	12,5	135
G231-04-7075200	70	75,5	200	35	165	-	-	-	30	50	55,5	17,5	30	12	13	12,5	175
G231-04-7075250	70	75,5	250	35	125	215	-	-	30	50	55,5	17,5	30	12	13	12,5	225
G231-04-7075400	70	75,5	400	35	125	200	275	365	30	50	55,5	17,5	30	12	13	12,5	375
G231-04-8590160	85	90,5	160	42,5	117,5	-	-	-	38	63	65,5	22	38	16	17	15	130
G231-04-8590200	85	90,5	200	42,5	157,5	-	-	-	38	63	65,5	22	38	16	17	15	170
G231-04-8590250	85	90,5	250	42,5	125	207,5	-	-	38	63	65,5	22	38	16	17	15	220
G231-04-8590400	85	90,5	400	42,5	125	200	275	357,5	38	63	65,5	22	38	16	17	15	370

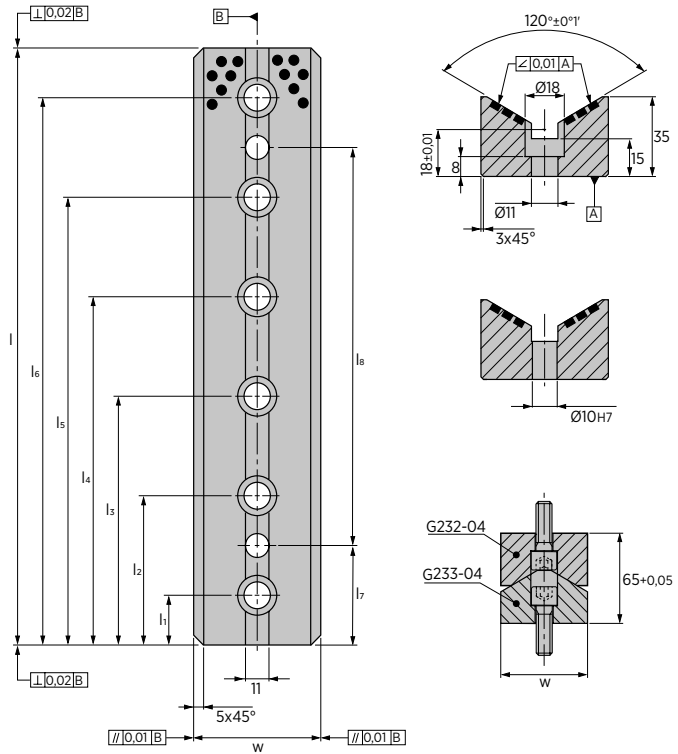

 Material :  
 Bronze + Graphite

 Hardness  
 HB ≥ 190

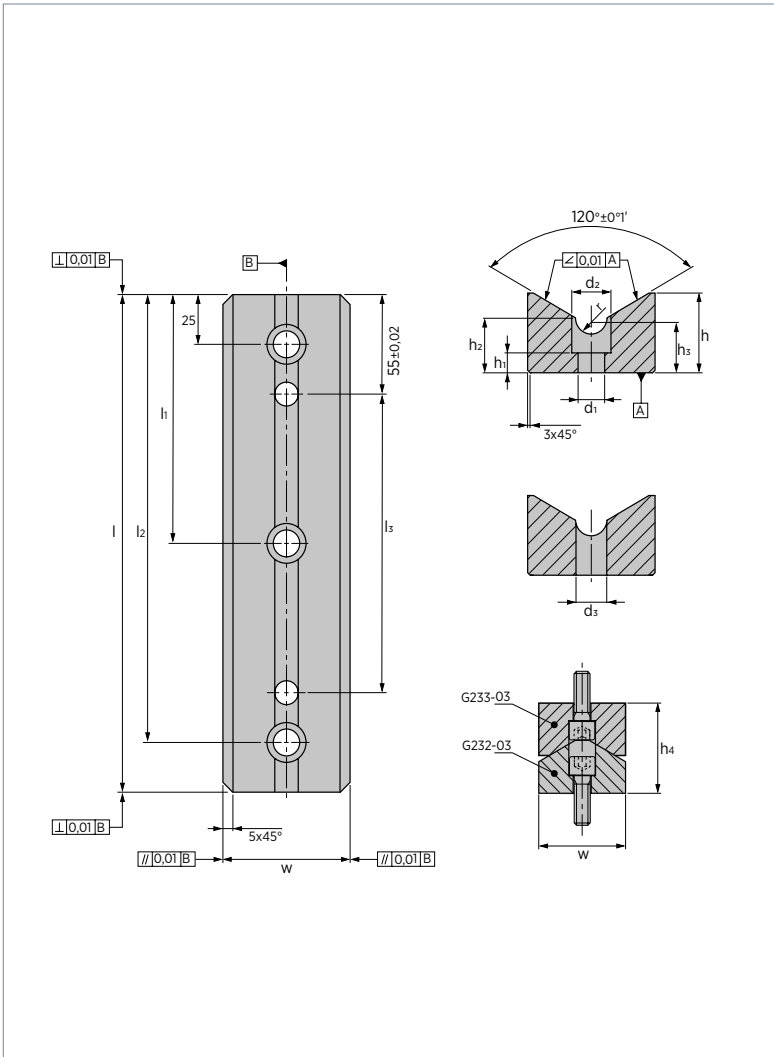
CODE	w h6	h ±0,01	l -0,2	h ±0,2	l <sub>2</sub> ±0,2	l <sub>3</sub> ±0,01	h <sub>1</sub> ±0,2	h <sub>2</sub> ±0,2	h <sub>3</sub> +0,05	d <sub>1</sub> H13	d <sub>2</sub> H13	d <sub>3</sub> H7	d <sub>4</sub> H13
G232-03-0650150	65	47	150	-	125	45	20	3	65	13,5	20	12	14
G232-03-0650200	65	47	200	-	175	95	20	3	65	13,5	20	12	14
G232-03-0650250	65	47	250	125	225	145	20	3	65	13,5	20	12	14
G232-03-0650300	65	47	300	150	275	195	20	3	65	13,5	20	12	14
G232-03-1250150	125	57	150	-	125	45	15	5	85	17,5	26	16	18
G232-03-1250200	125	57	200	-	175	95	15	5	85	17,5	26	16	18
G232-03-1250250	125	57	250	125	225	145	15	5	85	17,5	26	16	18
G232-03-1250300	125	57	300	150	275	195	15	5	85	17,5	26	16	18

**2**

 Material :  
 Bronze + Graphite

 Hardness  
 HB ≥ 190


CODE	w h6	l	l <sub>1</sub>	l <sub>2</sub>	l <sub>3</sub>	l <sub>4</sub>	l <sub>5</sub>	l <sub>6</sub>	l <sub>7</sub> ±0,02	l <sub>8</sub> ±0,01
G232-04-3565100	65	100	20	80	-	-	-	-	40	20
G232-04-3565150	65	150	25	75	125	-	-	-	50	50
G232-04-3565200	65	200	25	75	125	175	-	-	50	100
G232-04-3565250	65	250	25	75	125	175	225	-	50	150
G232-04-3565300	65	300	25	75	125	175	225	275	50	200




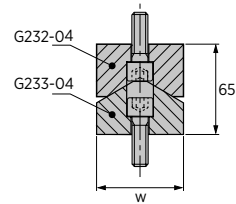
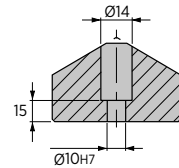
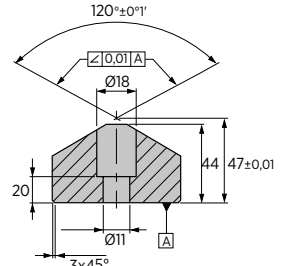
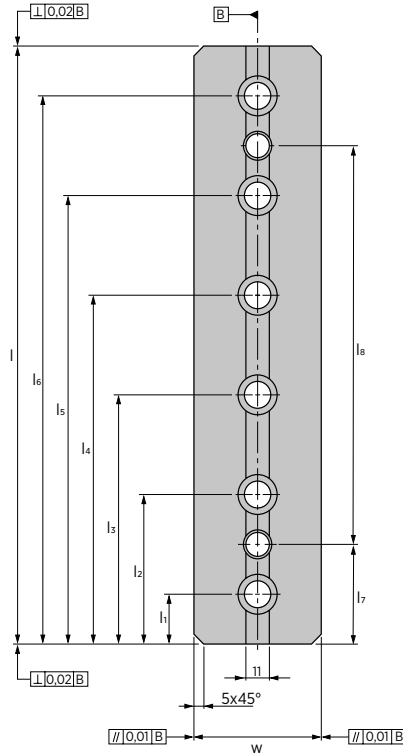
2

 Material :  
 CK45

 Surface Hardened  
 HRC 56 ÷ 60


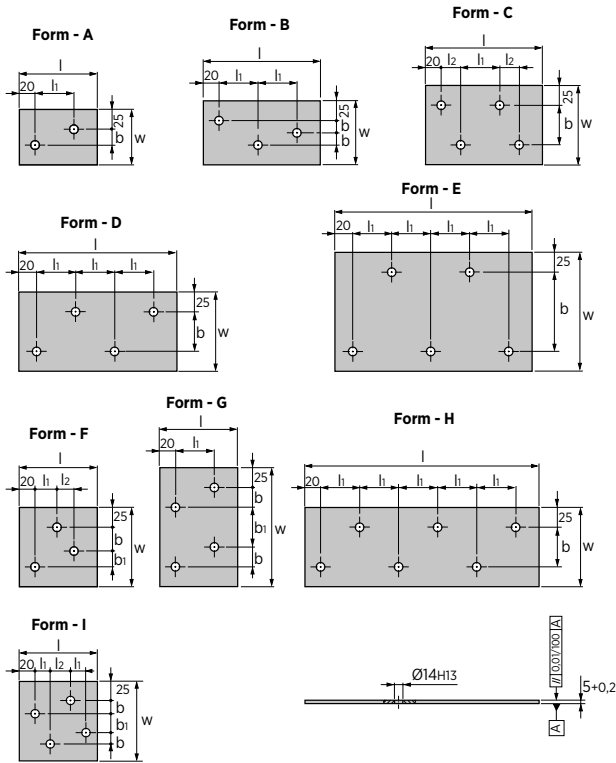
CODE	w h6	h ±0,2	l ±0,2	h ±0,2	l2 0,2	l3 ±0,01	h1	h2 ±0,2	h3 ±0,01	h4 +0,05	d1 H13	d2 H13	ds H7	r
G233-03-0650150	65	35	150	-	125	45	8	22	18	65	13,5	20	12	7
G233-03-0650200	65	35	200	-	175	95	8	22	18	65	13,5	20	12	7
G233-03-0650250	65	35	250	125	225	145	8	22	18	65	13,5	20	12	7
G233-03-0650300	65	35	300	150	275	195	8	22	18	65	13,5	20	12	7
G233-03-1250150	125	60	150	-	125	45	15	34	28	85	17,5	26	16	10
G233-03-1250200	125	60	200	-	175	95	15	34	28	85	17,5	26	16	10
G233-03-1250250	125	60	250	125	225	145	15	34	28	85	17,5	26	16	10
G233-03-1250300	125	60	300	150	275	195	15	34	28	85	17,5	26	16	10

2


 Material :  
 CK45  
 Surface Hardened  
 HRC 58 ÷ 60


CODE	w -0,025	l	l <sub>1</sub>	l <sub>2</sub>	l <sub>3</sub>	l <sub>4</sub>	l <sub>5</sub>	l <sub>6</sub>	l <sub>7</sub> ±0,02	l <sub>8</sub> ±0,01
G233-04-3565100	65	100	20	80	-	-	-	-	40	20
G233-04-3565150	65	150	25	75	125	-	-	-	50	50
G233-04-3565200	65	200	25	75	125	175	-	-	50	100
G233-04-3565250	65	250	25	75	125	175	225	-	50	150
G233-04-3565300	65	300	25	75	125	175	225	275	50	200



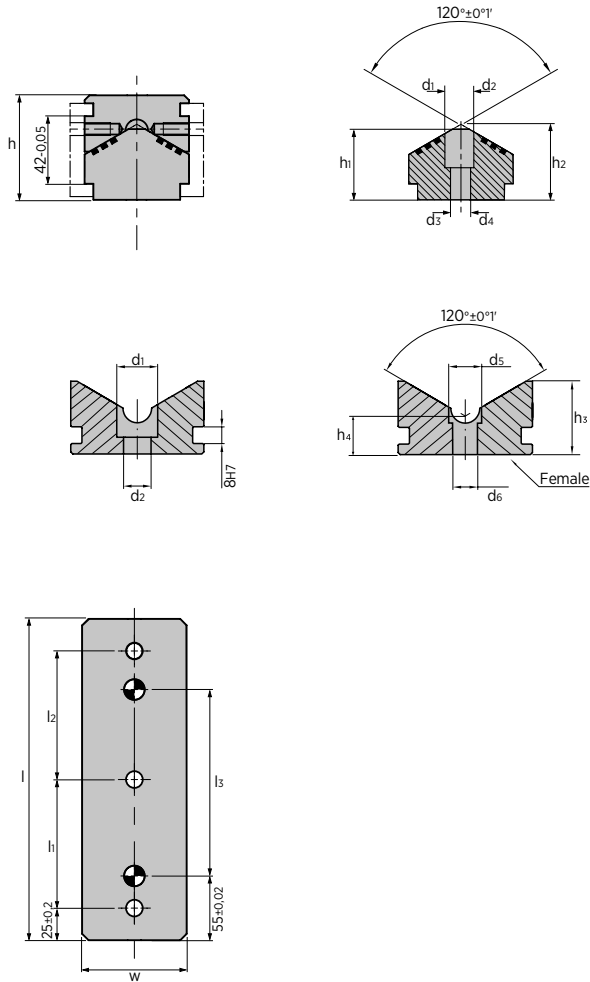

 Material :  
 ST 37


CODE	Form	w -2	l ±0,1	li ±0,1	l2	b ±0,1	b1 ±0,1
G234-01-070-100	A	70	100	50	-	20	-
G234-01-070-150	B	70	150	50	-	10	-
G234-01-070-200	D	70	200	50	-	20	-
G234-01-100-100	F	100	100	25	25	30	20
G234-01-100-150	C	100	150	50	25	50	-
G234-01-100-200	D	100	200	50	-	50	-
G234-01-100-250	E	100	250	50	-	50	-
G234-01-100-300	H	100	300	50	-	50	-
G234-01-150-100	G	150	100	50	-	25	50
G234-01-150-150	I	150	150	25	50	25	50
G234-01-150-200	D	150	200	50	-	100	-
G234-01-150-250	E	150	250	50	-	100	-
G234-01-150-300	H	150	300	50	-	100	-
G234-01-200-100	G	200	100	50	-	50	50

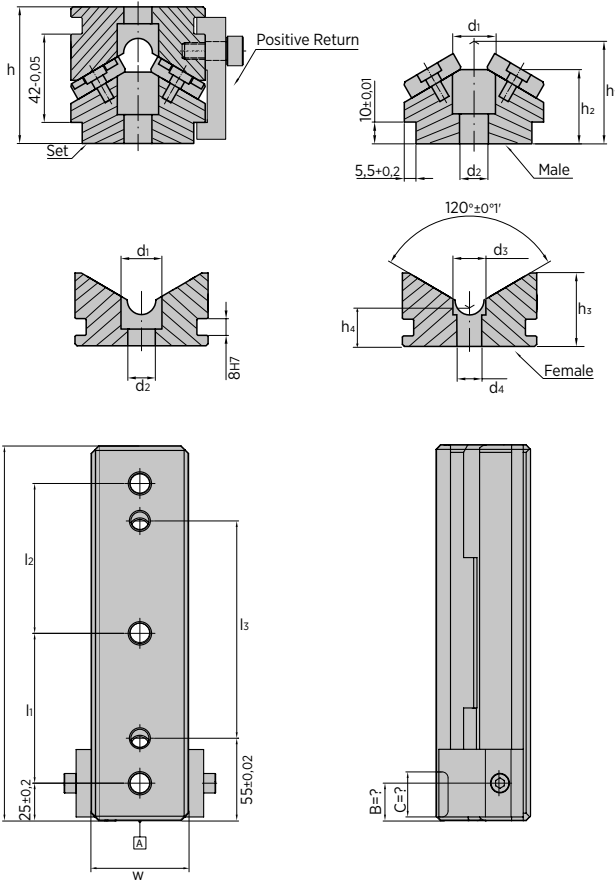
2


 Material (U Block) :  
 Bronze + Graphite  
 HB > 190

 Material (V Block - Body) :  
 CK45

 Hardened  
 HRC 58 ÷ 60


CODE	w ±0,025	h	l	h1	l2	l3 ±0,01	h1	h2 ±0,01	h3	h4 ±0,01	d1	d2	d3	d4 H7	d5	d6 H7
G235-01-065065150	65	65	150	-	125	45	44	47	35	18	20	16	13,5	12	13	12
G235-01-065065200	65	65	200	-	175	95	44	47	35	18	20	16	13,5	12	13	12
G235-01-065065250	65	65	250	100	100	145	44	47	35	18	20	16	13,5	12	13	12
G235-01-065065300	65	65	300	125	125	195	44	47	35	18	20	16	13,5	12	13	12
G235-01-125085150	125	85	150	-	125	45	52	57	60	28	26	18	17,5	16	17	16
G235-01-125085200	125	85	200	-	175	95	52	57	60	28	26	18	17,5	16	17	16
G235-01-125085250	125	85	250	100	100	145	52	57	60	28	26	18	17,5	16	17	16
G235-01-125085300	125	85	300	125	125	195	52	57	60	28	26	18	17,5	16	17	16


 Material (U Block) :  
 CK45

 Surface Hardened  
 HRC 60 ÷ 64

 Material (V Block - Body) :  
 CK45

 G245-01  
 Bronze with non-liquid  
 Lubricant  
 HB ≥ 190

 G245-03  
 Sintered Material

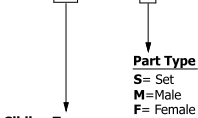
 Material (Positive Return) :  
 Steel  
 Hardened  
 HRC 30 ÷ 35  
 Screws not included.

 B and C are given by the  
 customer.

 Two Positive return clamp is  
 supplied with each V Driver Set.

**Order example**

G245-XX-0615-02-X-BC


**Part Type**  
 S= Set  
 M=Male  
 F= Female

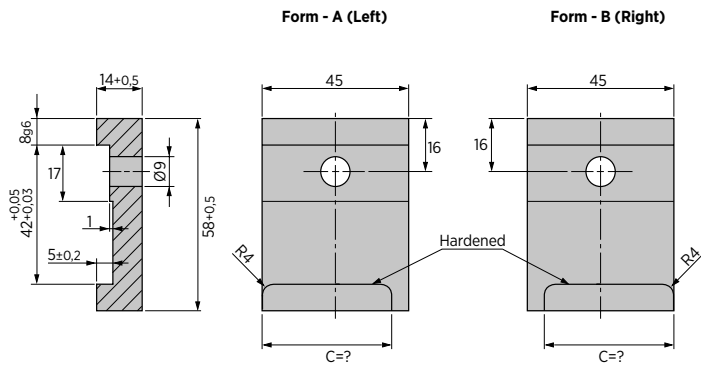
**Sliding Type**  
 01=Bronze with non-liquid Lubricant  
 03=Sintered Lubricant

CODE	w h6	h ±0,05	l -0,2	h1 ±0,12	l2 ±0,12	l3 ±0,01	h1	h2 ±0,05	h3 ±0,2	h4 ±0,01	d1 H13	d2 H13	d3 H13	d4 H7
G245-XX-0615-02-X-BC	65	65	150	-	125	45	47	34	35	18	20	13,5	16	12
G245-XX-0620-02-X-BC	65	65	200	-	175	95	47	34	35	18	20	13,5	16	12
G245-XX-0625-02-X-BC	65	65	250	100	100	145	47	34	35	18	20	13,5	16	12
G245-XX-0630-02-X-BC	65	65	300	125	125	195	47	34	35	18	20	13,5	16	12
G245-XX-1215-02-X-BC	125	85	150	-	125	45	57	44	60	28	26	17,5	20	16
G245-XX-1220-02-X-BC	125	85	200	-	175	95	57	44	60	28	26	17,5	20	16
G245-XX-1225-02-X-BC	125	85	250	100	100	145	57	44	60	28	26	17,5	20	16
G245-XX-1230-02-X-BC	125	85	300	125	125	195	57	44	60	28	26	17,5	20	16

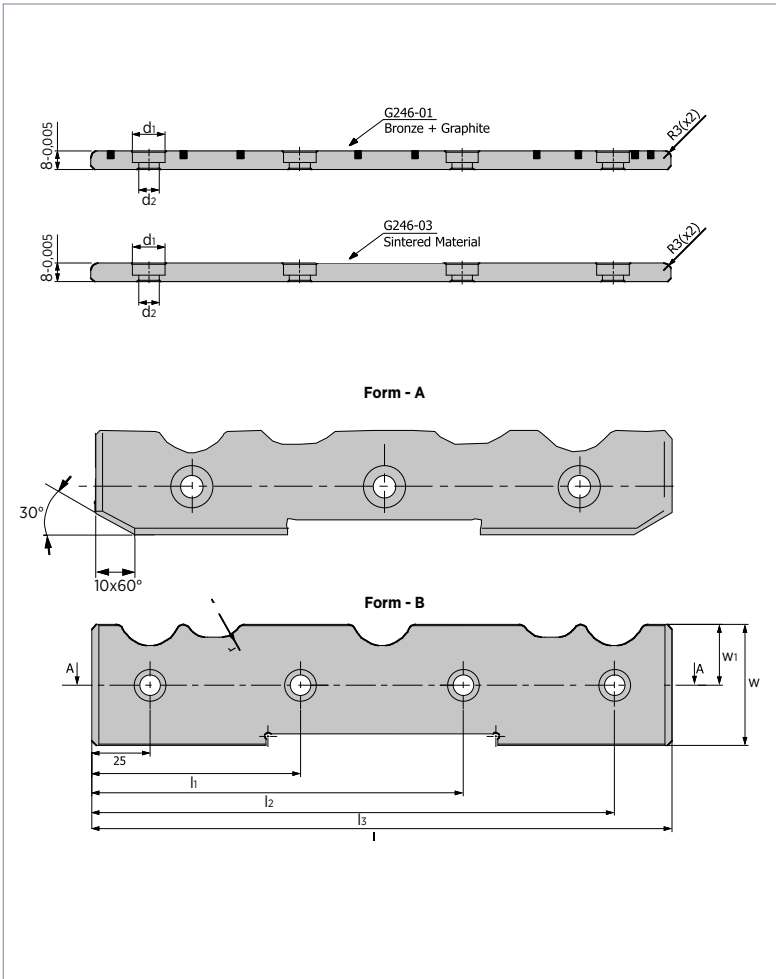
**2**

 Material :  
 Steel

 Hardened  
 HRC 30 ± 35

 C dimension is given by the  
 customer.


CODE	Form	Location
G234-03-045-C	A + B	Set both sides
G234-03-045L-C	A	Left
G234-03-045R-C	B	Right



Material :


**G246-01**  
 Bronze + Graphite

 Hardness  
 HB ≥ 190

**G246-03**  
 Sintered Material  
 Max. specific pressure  
 300 MPA (N/mm<sup>2</sup>)

Screws not included.

**Order Example**  
 G246-XX-065-150-02

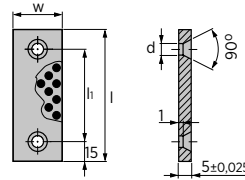
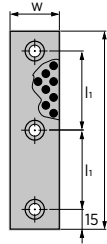
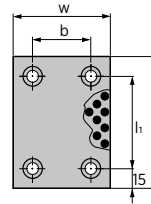
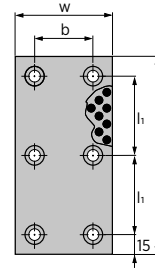
**Sliding Type**  
 01=Bronze with non-liquid Lubricant  
 03=Sintered Material

CODE	Form	w ±0,2	l -0,5 / -1	l <sub>1</sub> -0,3 / -0,5	l <sub>2</sub> -0,3 / -0,5	l <sub>3</sub> -0,3 / -0,5	w <sub>1</sub> ±0,1	d <sub>1</sub>	d <sub>2</sub>	r
G246-XX-065-150-02	A	27	150	75	-	125	14	11	6,5	8,5
G246-XX-065-200-02	A	27	200	75	125	175	14	11	6,5	8,5
G246-XX-065-250-02	A	27	250	90	160	225	14	11	6,5	8,5
G246-XX-065-300-02	A	27	300	95	205	275	14	11	6,5	8,5
G246-XX-125-150-02	B	52	150	75	-	125	26	14	9	10
G246-XX-125-200-02	B	52	200	75	125	175	26	14	9	10
G246-XX-125-250-02	B	52	250	90	160	225	26	14	9	10
G246-XX-125-300-02	B	52	300	100	200	275	26	14	9	10

2


 Material :  
 Bronze + Graphite

 Hardness  
 HB ≥ 190

**Form - A**

**Form - B**

**Form - C**

**Form - D**


CODE	Form	w	l	h	b	d
P605-01-018-050	A	18	50	20	-	6,5
P605-01-018-075	A	18	75	45	-	6,5
P605-01-018-100	A	18	100	70	-	6,5
P605-01-018-150	B	18	150	60	-	6,5
P605-01-028-050	A	28	50	20	-	9
P605-01-028-075	A	28	75	45	-	9
P605-01-028-100	A	28	100	70	-	9
P605-01-028-150	B	28	150	60	-	9
P605-01-038-050	A	38	50	20	-	9
P605-01-038-075	A	38	75	45	-	9
P605-01-038-100	A	38	100	70	-	9
P605-01-038-150	B	38	150	60	-	9
P605-01-048-075	A	48	75	45	-	9
P605-01-048-100	A	48	100	70	-	9
P605-01-048-125	A	48	125	95	-	9
P605-01-048-150	B	48	150	60	-	9
P605-01-075-075	C	75	75	45	45	9
P605-01-075-100	C	75	100	70	45	9
P605-01-075-125	C	75	125	95	45	9
P605-01-075-150	D	75	150	60	45	9
P605-01-100-100	C	100	100	70	70	9
P605-01-100-125	C	100	125	95	70	9
P605-01-100-150	D	100	150	60	70	9

